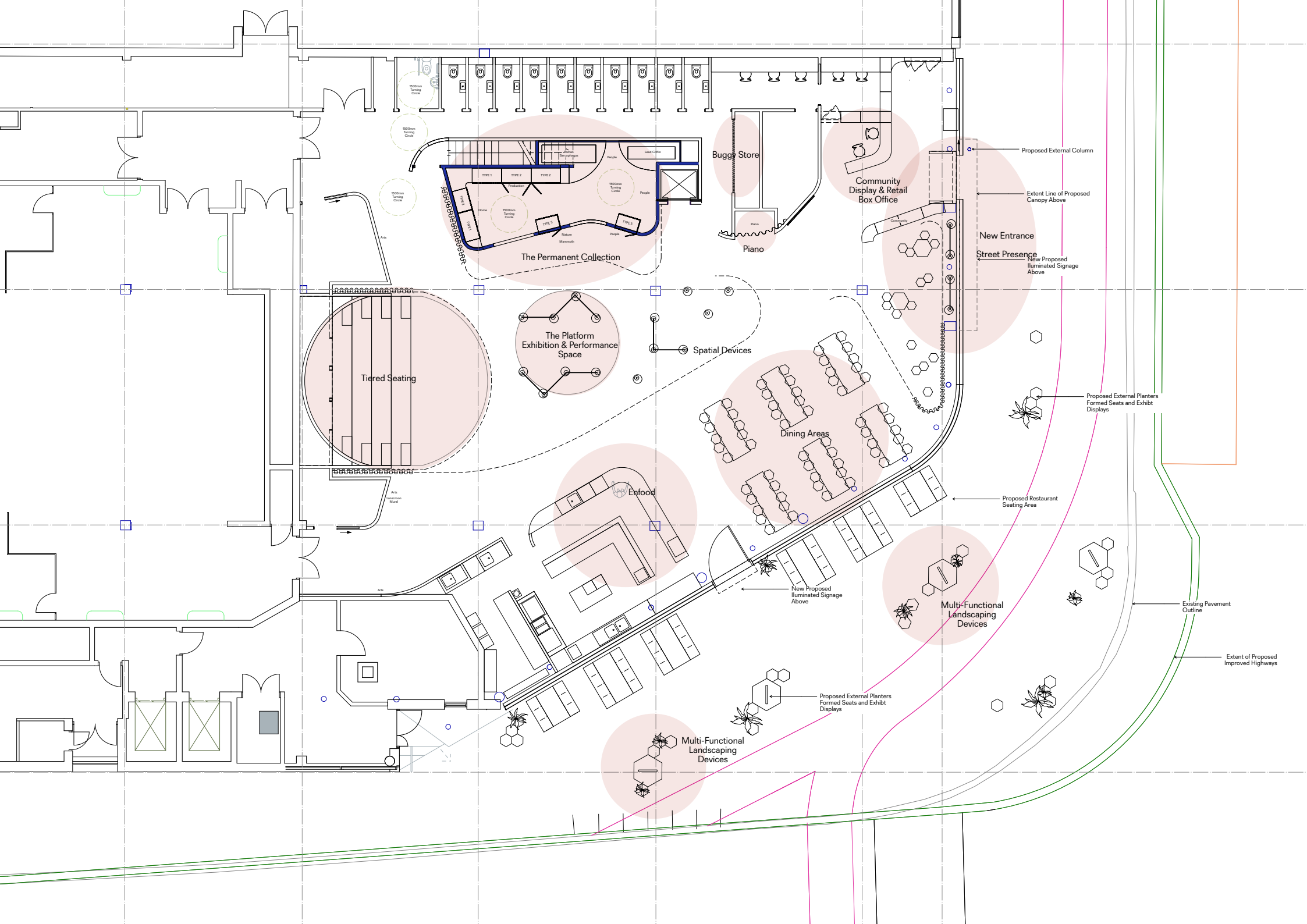


DAC
Dudgale Arts Centre
Stage 2 - Design Update

Key Design Moves

- External Design & Planning
- Responding to Design Workshop
- Softening & Defining the Edges
- Proposed Plans and Interior Layout



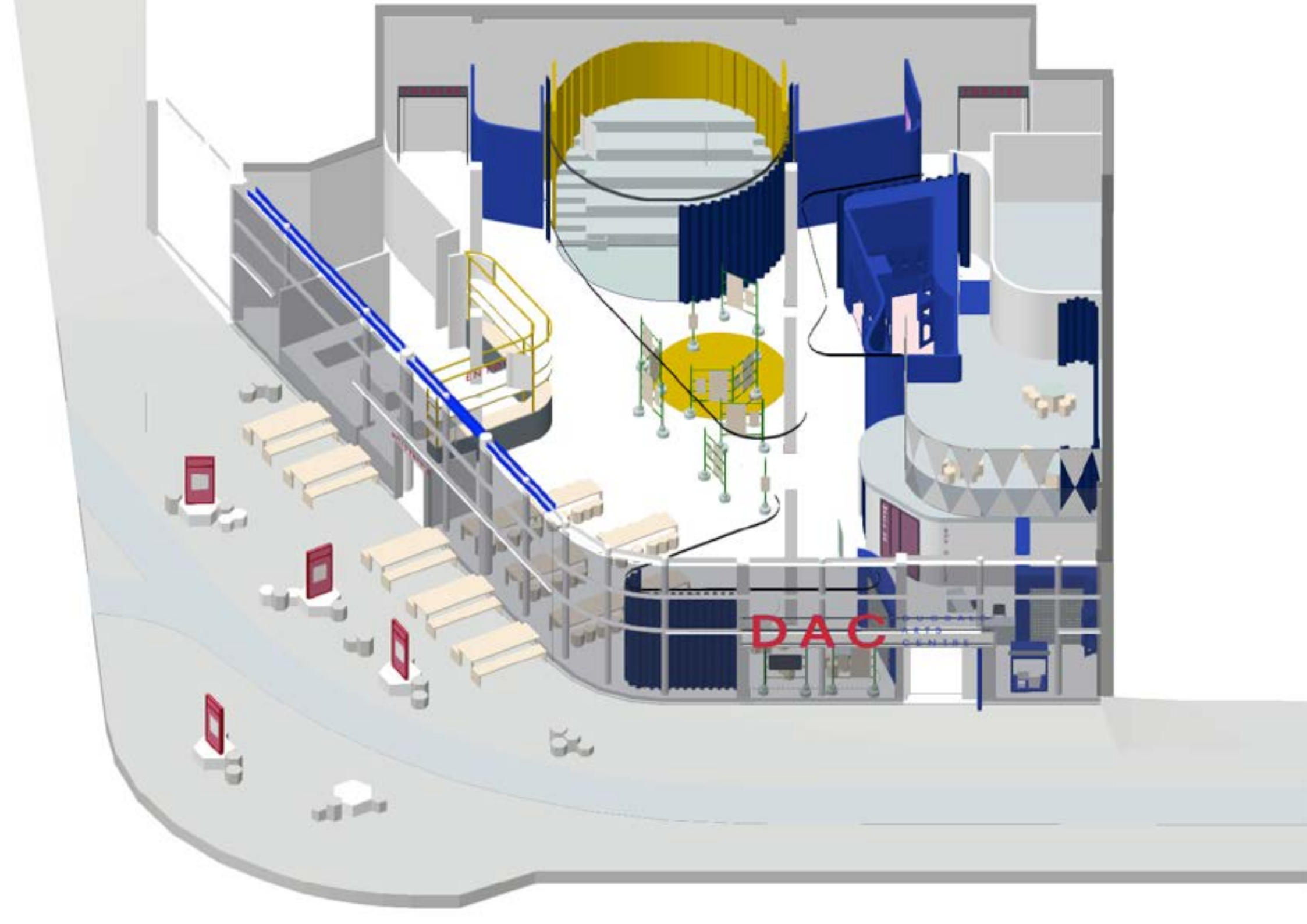
1. External Proposals

Planning Elements

- Entrance & Canopy Design
 - Street Presence
- Screening and Planting Devices
 - Cycle Path



Existing Conditions





Signage





Main Entrance



Multi-functional Exhibit Displays



Street Scene



Seating & Planting



Entrance Enfood

Design Elements - Key Moves

Softening the Plan

Spatial Devices - Curtains:

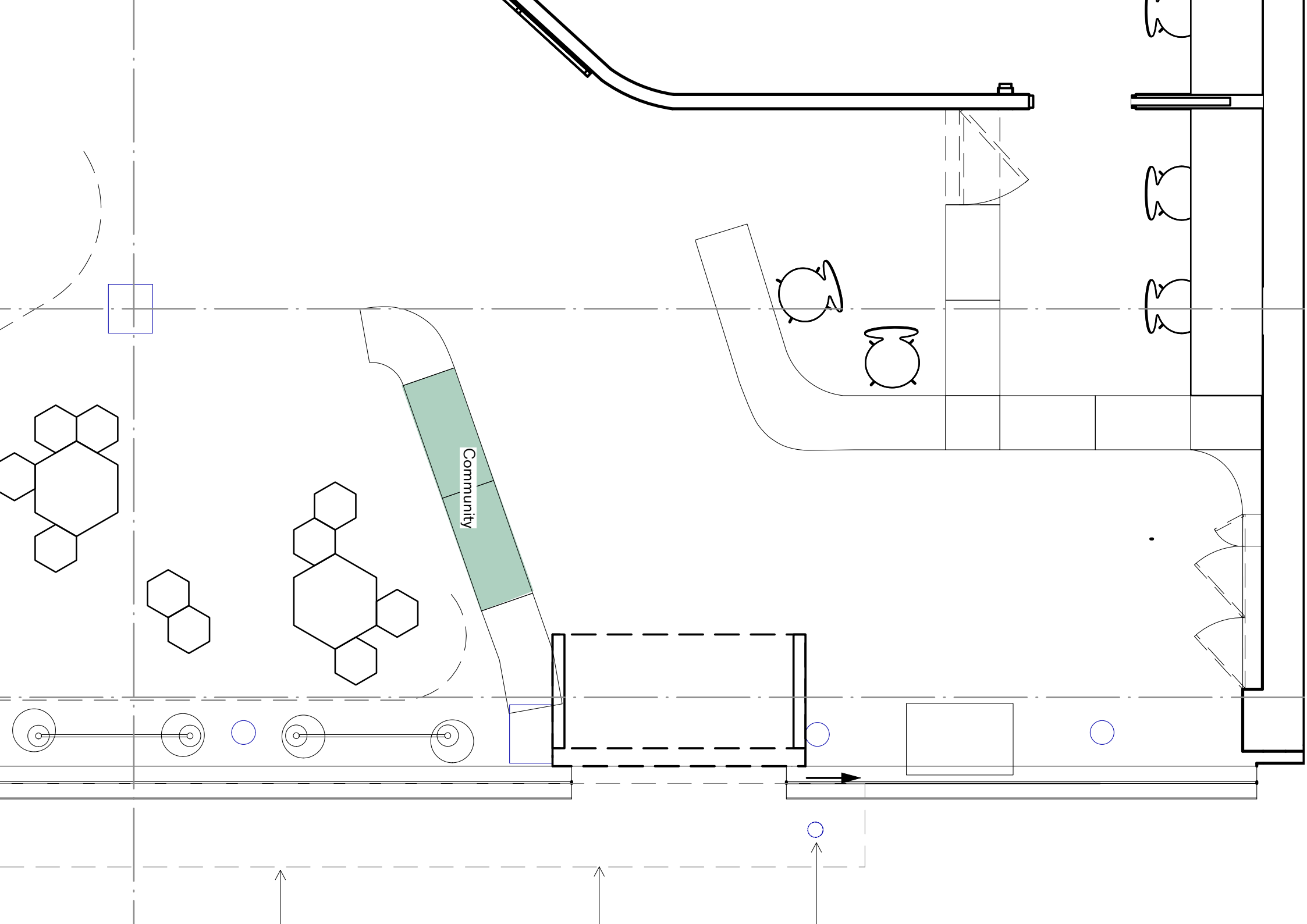
- Atmosphere & Softening
- Enclosing & Changing Spaces
- Acoustics



Curtains as Spatial Devices

2. Piano

3. Box Office





Archive and Museum Store

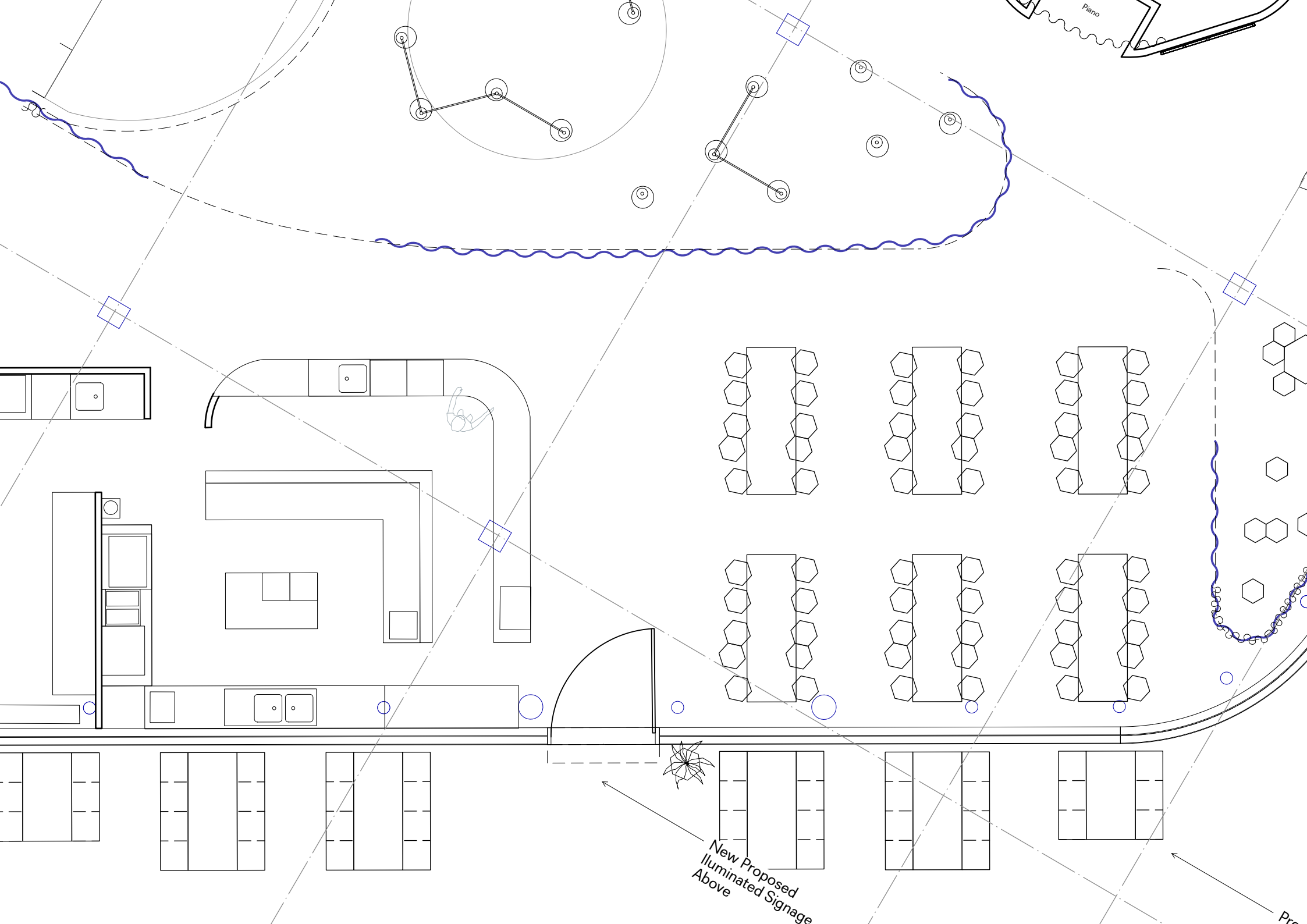


Entrance Threshold



Museum Store

4. Enfood



Piano

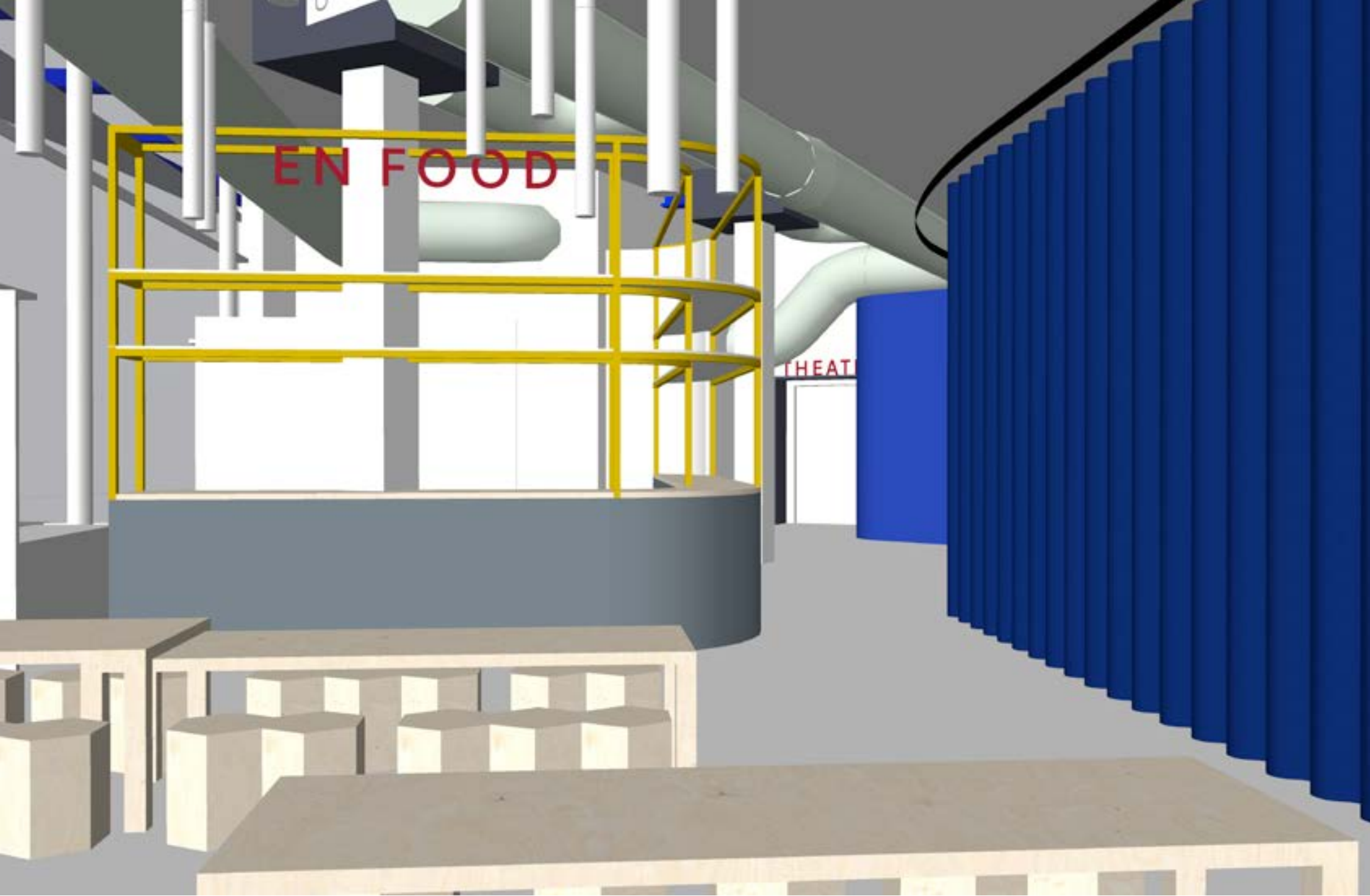
New Proposed
Illuminated Signage
Above

Pro



Dining





Enfood



Lounge Area

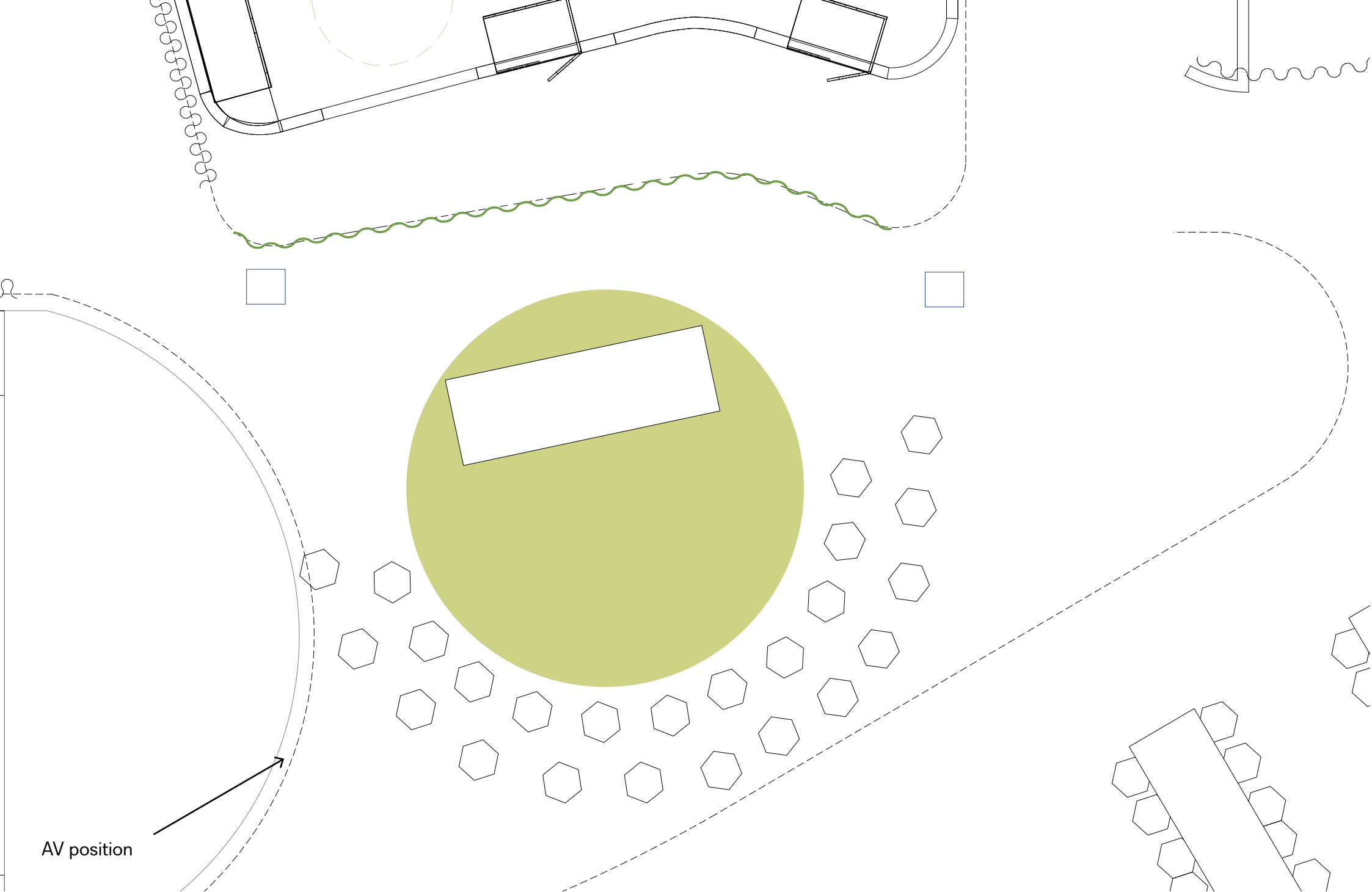
5. The Platform & Showcase

- Sisters in Islam Muslim Youth Club - stories of first and second-generation Bangladeshi people in Enfield.
- Christ Church Southgate - pre-Raphaelite stained glass windows
- St Anne's Catholic High School for Girls - heritage of the Enfield beast and family heraldry.
- Enfield Racial Equality Council historic and contemporary issue faced by Black, Asian and Minority Ethnic (BAME) communities in Enfield.

- Fisher Cheng Architects and community organisation REACT will be installing a new poetry trail linking Fore Street with Meridian Water.
- Enfield Archaeological Society will be excavating at Elsyng Palace
- Pymmes Park Bowls Club - portray the history and heritage of bowls and bowls clubs through community murals.
- Forty Hall Vineyard - exhibition exploring memorable green spaces and sanctuaries.
- The Turkish Cypriot Community Association - migration and the impact the

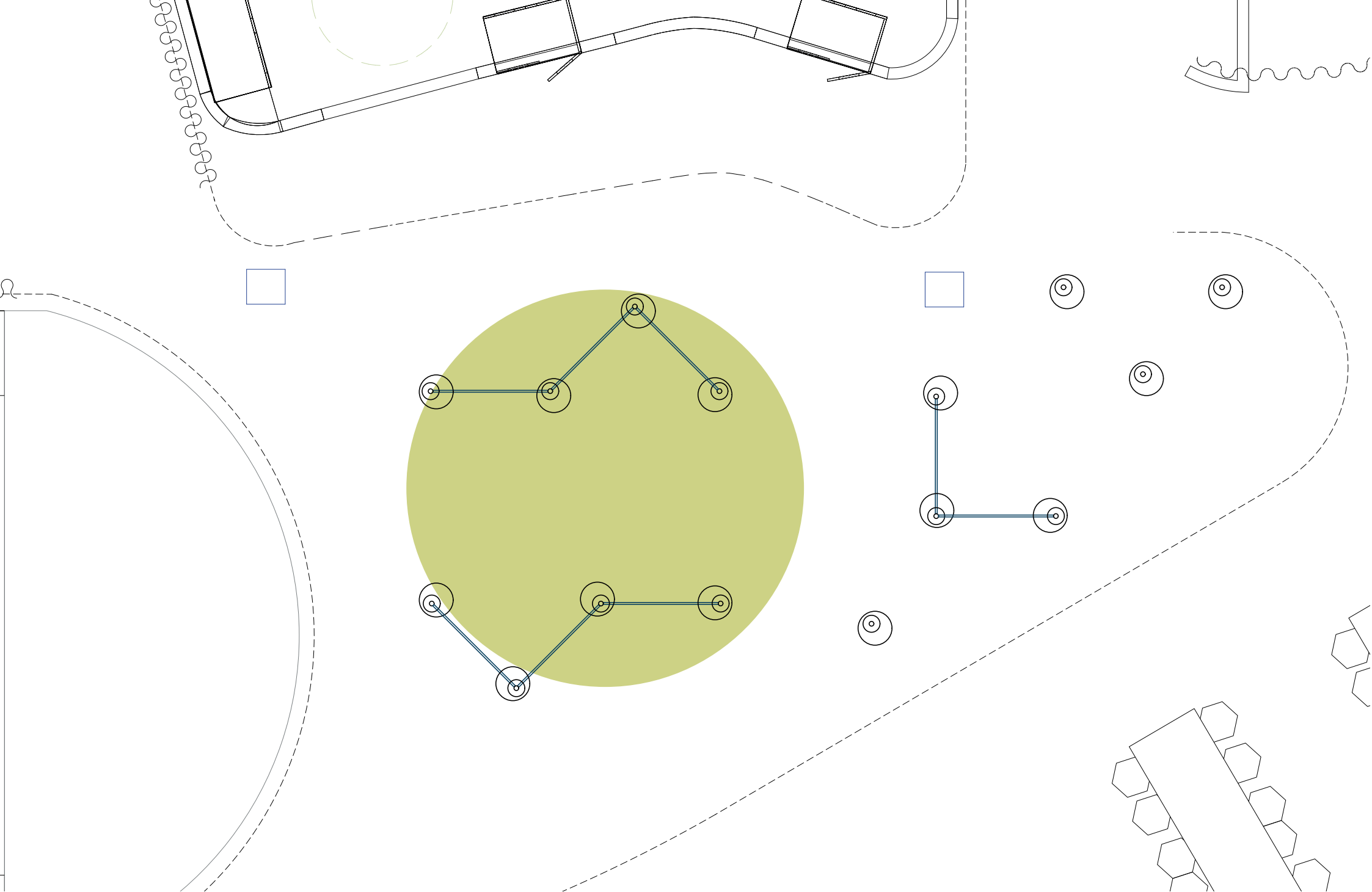
Turkish Cypriot community has made across Enfield.

- Palmers Green Action Team will be threading the poetry of renowned poet Stevie Smith on surfaces through Palmers Green High Street using calligraphy.
- MHA Communities will be delivering an intergenerational project - memories of Enfield. accessible via QR codes
- Pymmes BrookERS- Pymmes Brook through walking tours, a commissioned film, and performance poetry.
- Talkies Community Cinema -f Archbishop Costakis Evangelou



AV position


The Platform - Performing Arts Plan



The Platform - Temporary Exhibit Plan

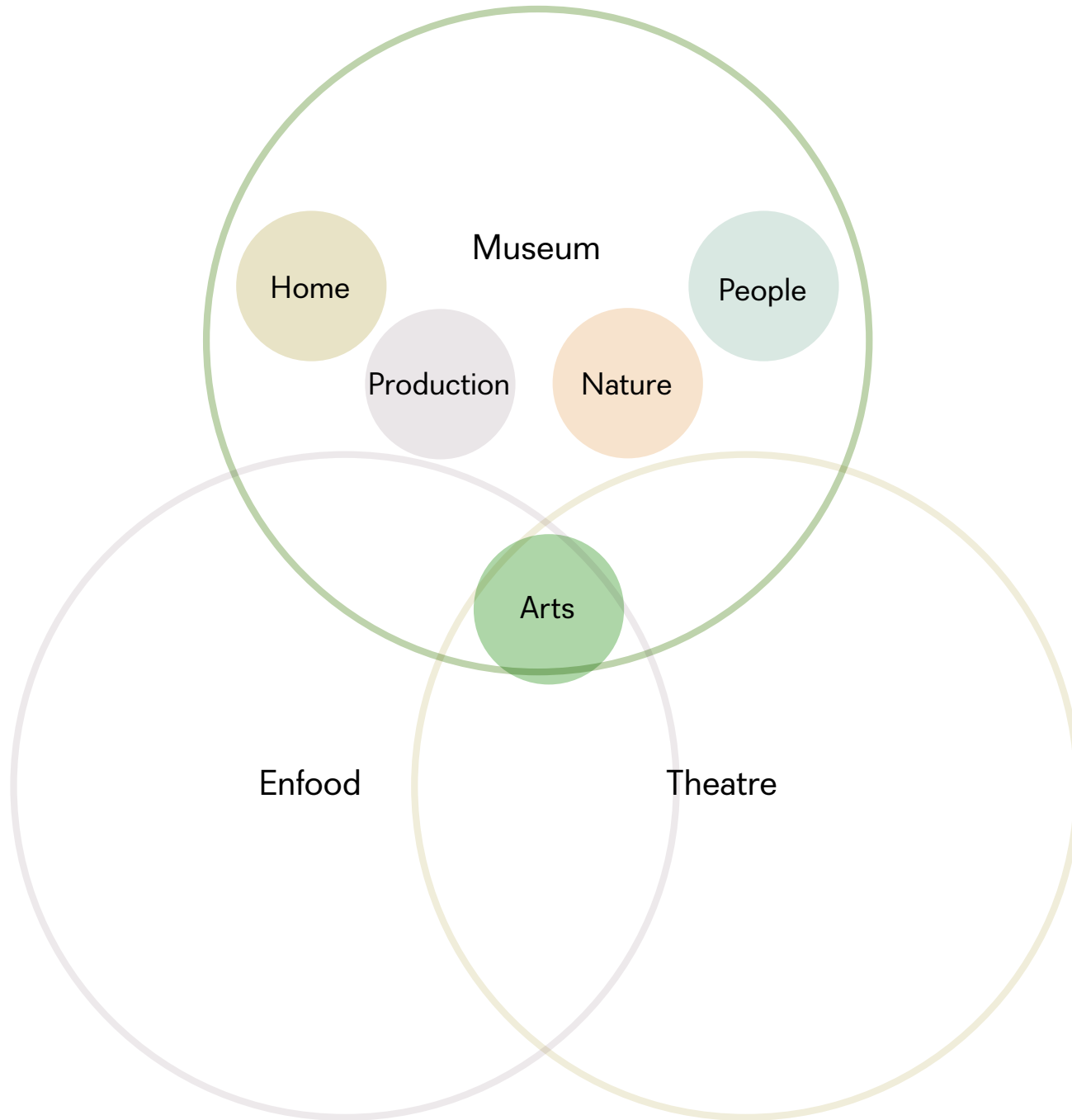


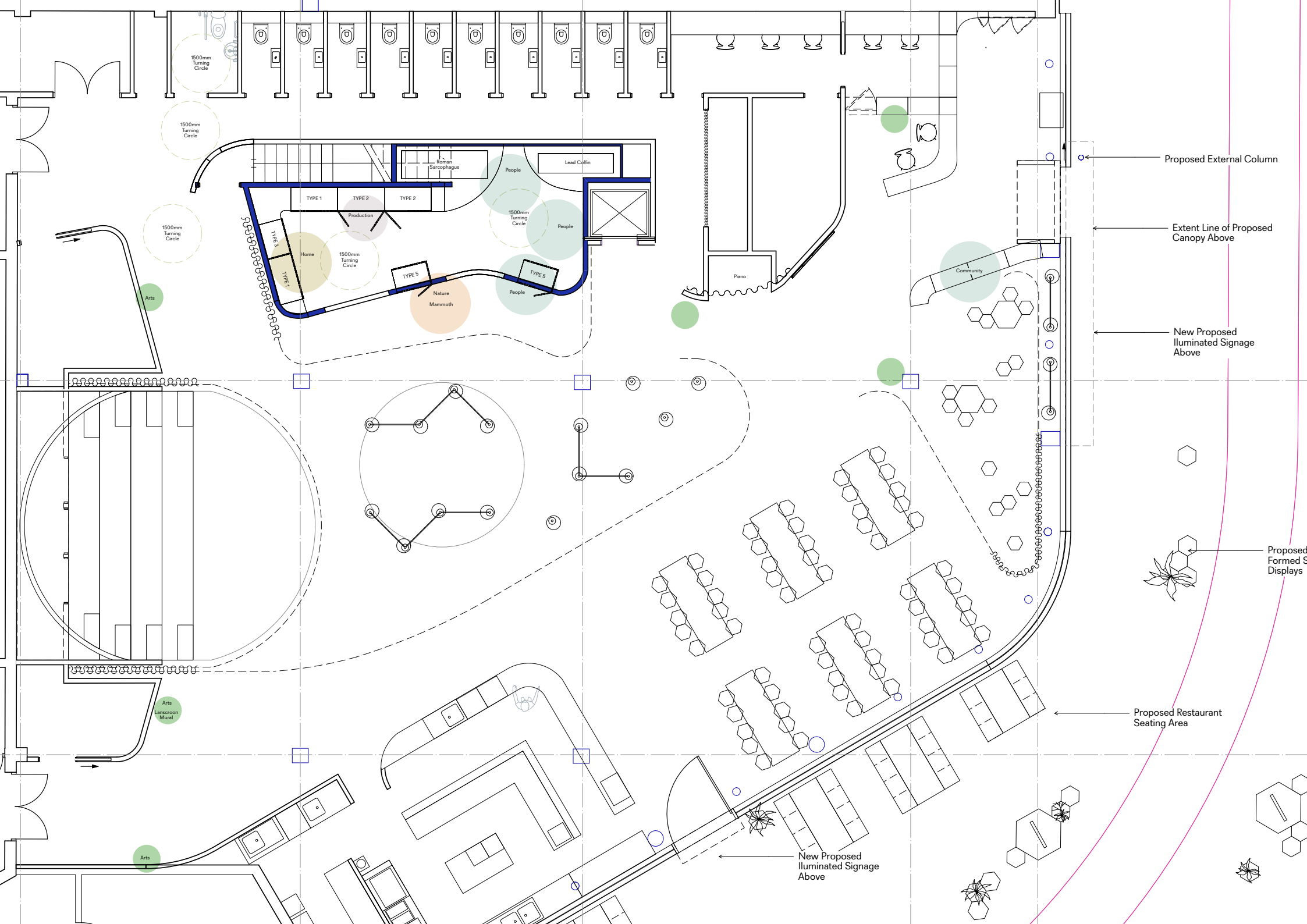
Flexible Displays



The Platform

6. Museum Collection





1500mm Turning Circle

1500mm Turning Circle

1500mm Turning Circle

1500mm Turning Circle

1500mm Turning Circle

Arts

Arts Classroom Mural

Arts

Roman Sarcophagus

Lead Coffin

People

People

TYPE 1

TYPE 2

TYPE 2

Production

TYPE 3

Home

TYPE 4

Nature Mammoth

TYPE 5

People

Piano

Community

Proposed External Column

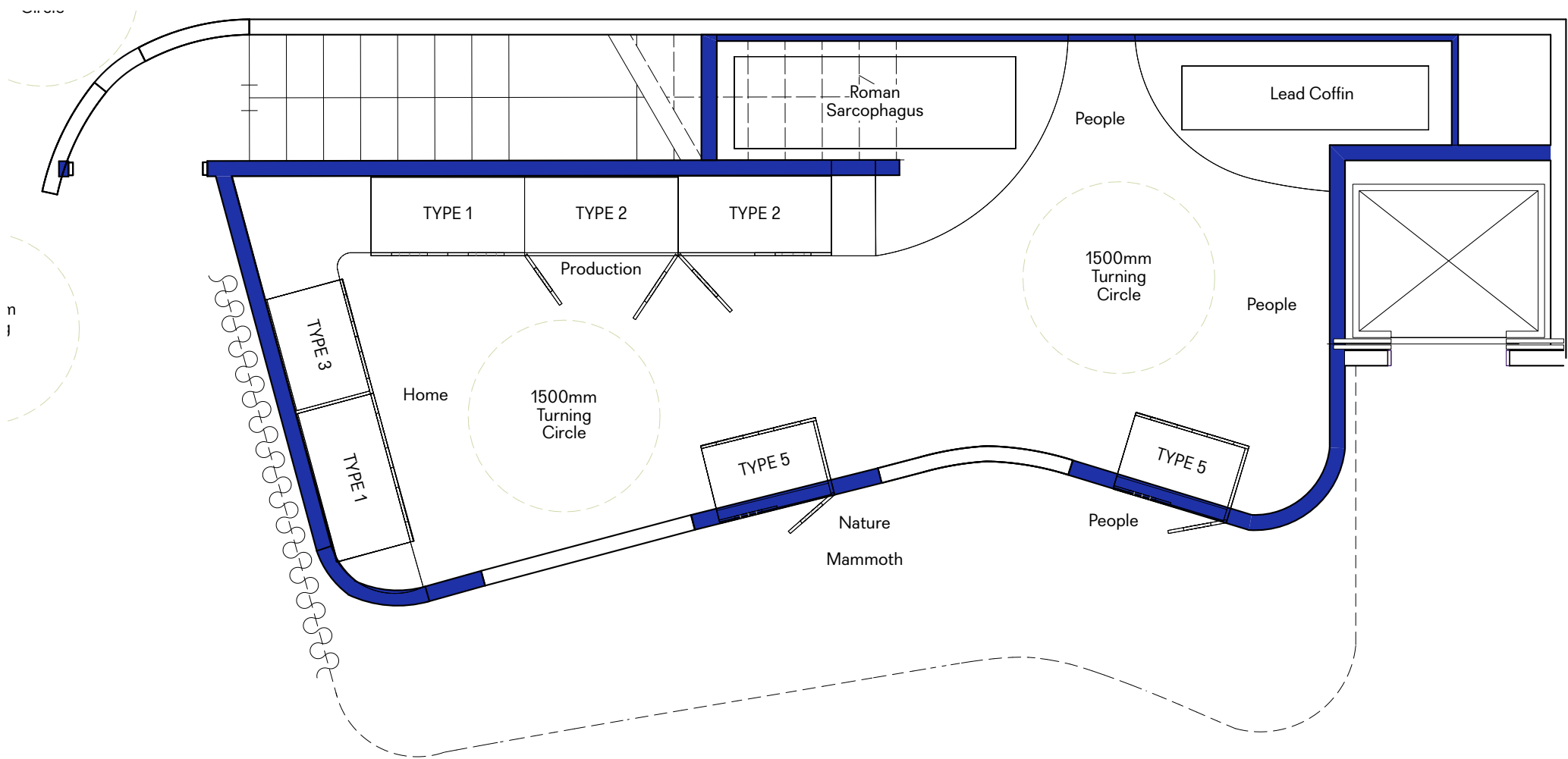
Extent Line of Proposed Canopy Above

New Proposed Illuminated Signage Above

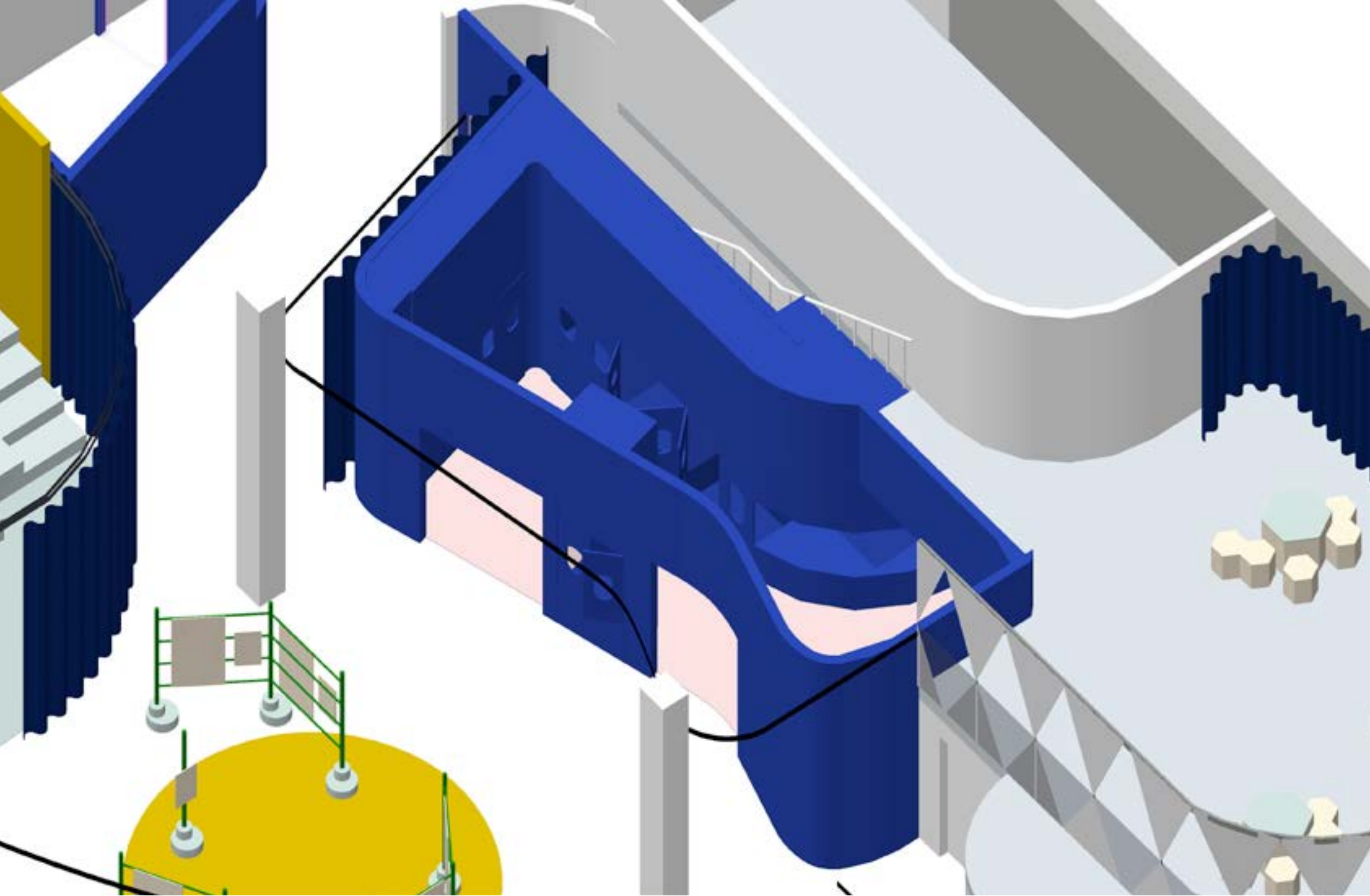
Proposed Formed Seating Displays

Proposed Restaurant Seating Area


New Proposed Illuminated Signage Above



Permanent Collection Plan



Permanent Collection



Permanent Collection

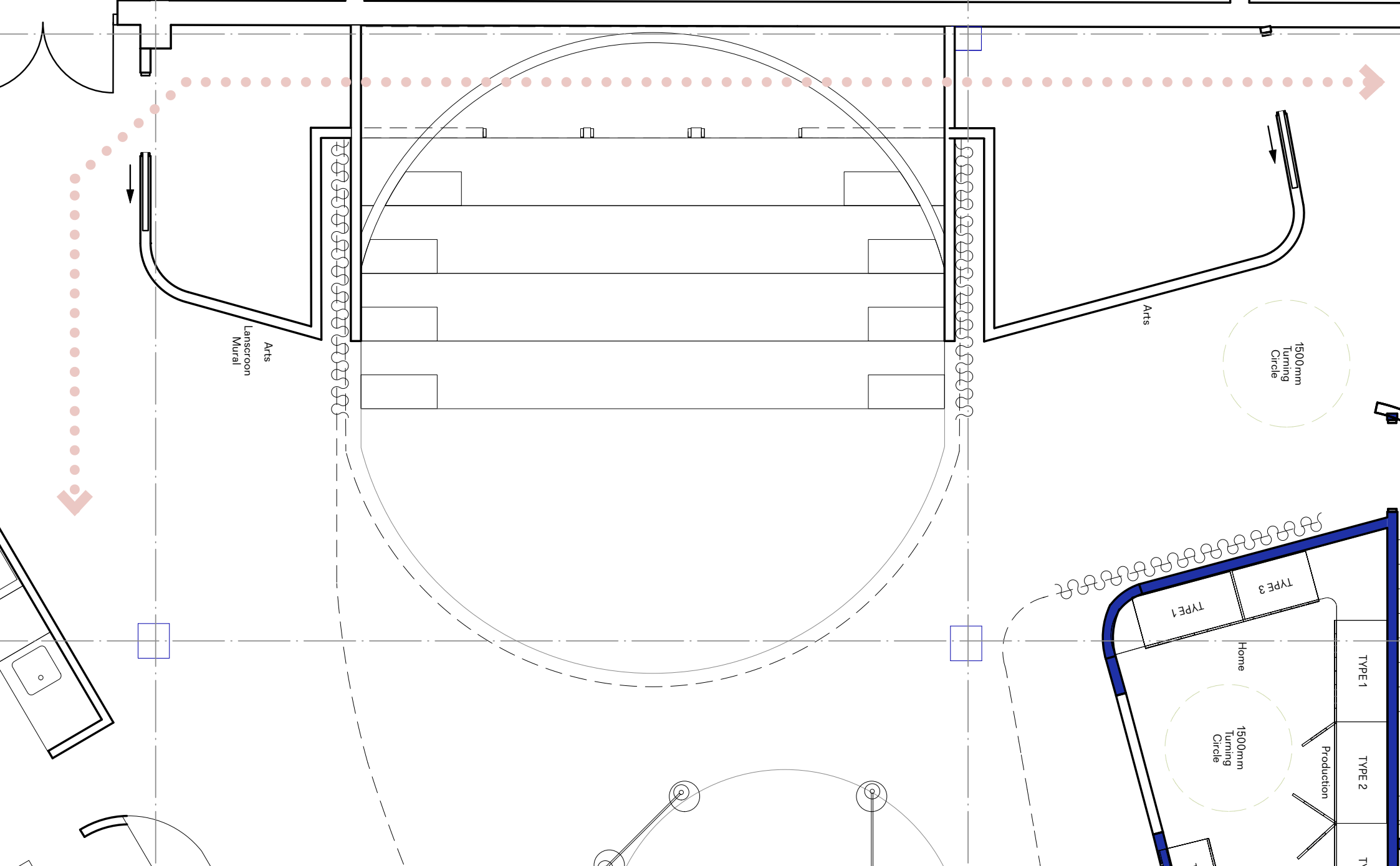


Permanent Collection



Permanent collection pieces

7. Tiered seating



Arts
Lanseroun
Mural

Arts

1500mm
Turning
Circle

1500mm
Turning
Circle

Home

TYPE 1

TYPE 3

TYPE 1


TYPE 2

TYPE 3

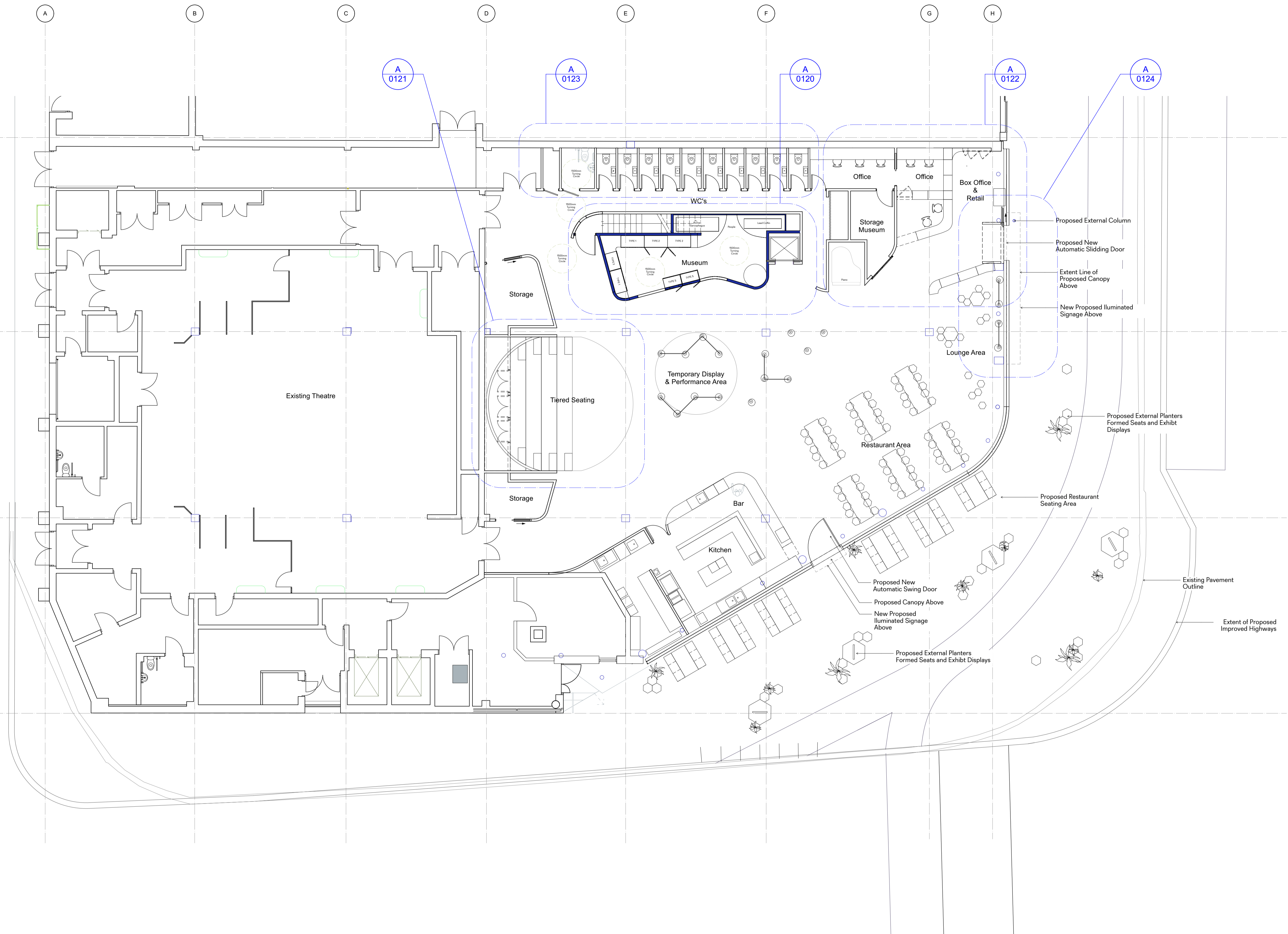
Production



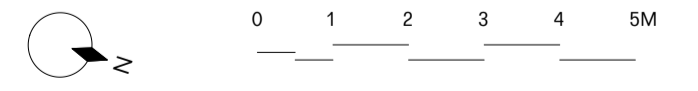
Flexible Displays



Tiered Seating



01 Proposed Ground Floor Plan
1:100



General Notes
 1. Do not scale from this drawing. All dimensions to be checked on site by the contractor and such dimensions to be his responsibility.
 2. Report all drawing errors, omissions and discrepancies to the architect.
 3. This document may be issued in an uncontrolled CAD format to enable others to use it as background information to make alterations and/or additions. In that instance the file will be accompanied by a PDF version. It is for those making such alterations and additions to ensure that they make use of current background information. DPQ Ltd accepts no liability for any such alterations or additions to the background information or arising out of changes to background information which occur prior to alterations of additions being made.
 ©Dallas-Pierce-Quintero LTD

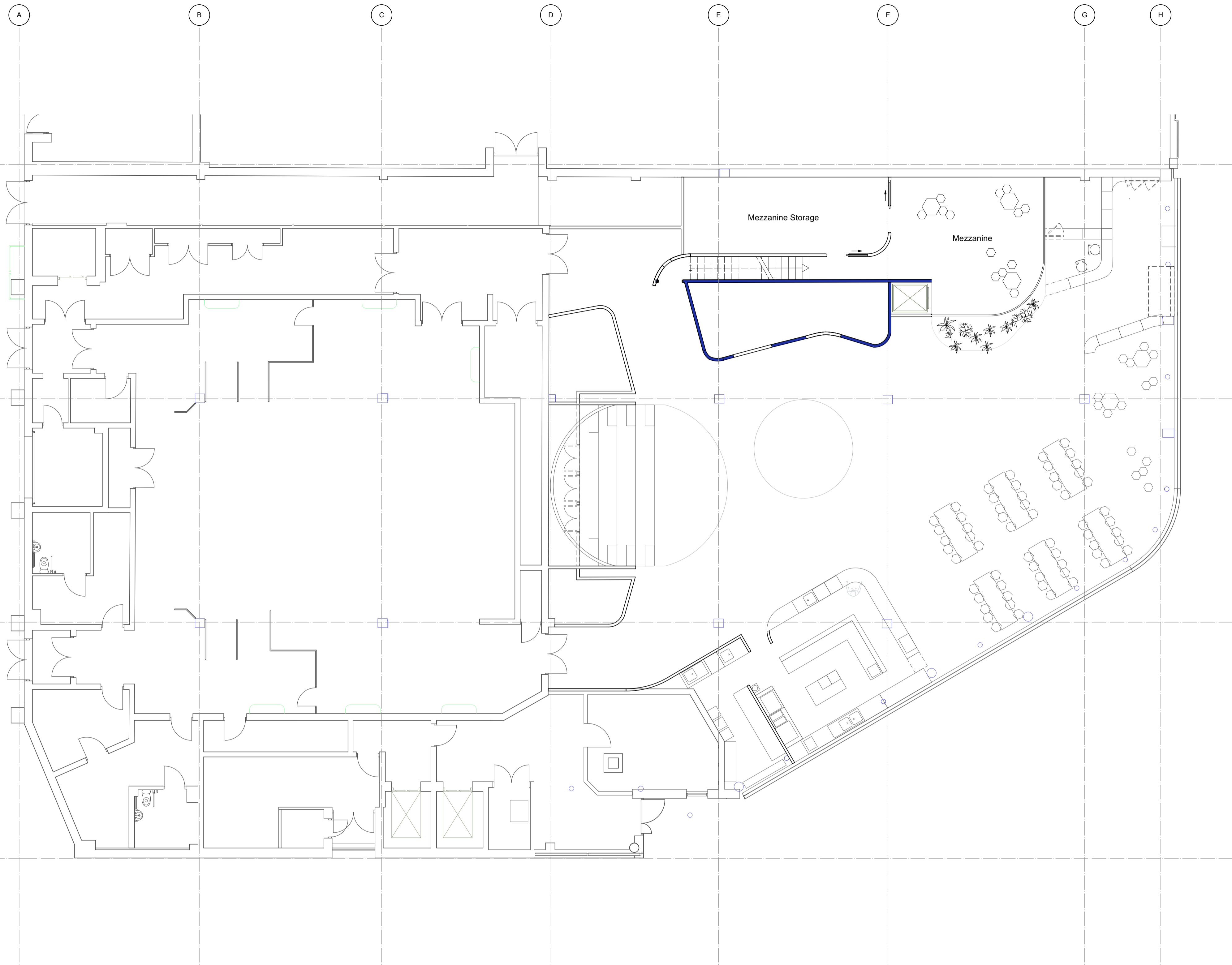
Rev.	Rev. Date	Reason For Issue	Chk	Key
100	04/02/2022	QS Issue Draft		

Consultants
Structural Engineer
Building Control
Quantity Surveyor
Contractor

Key Plan

Dallas-Pierce-Quintero	
Project	Enfield Museum
Address	38 London Rd, London Enfield EN2 6DS
Project No.	1170
Scale @ A1	1:100
Date	29/01/22
Drawn by	CL
Number	A_0110
Status	Information
Rev	100

Dallas-Pierce-Quintero		1 Mentmore Terrace, London, E8 3PN +44 20 8088 1880		info@d-p-q.uk www.d-p-q.uk	
Project	Enfield Museum	Title	Ground Floor Plan	Client	Enfield Museum
Project No.	1170	Scale @ A1	1:100	Date	29/01/22
Drawn by	CL	Number	A_0110	Status	Information
Rev	100				



01 Proposed Mezzanine Plan
1:100

General Notes
 1. Do not scale from this drawing. All dimensions to be checked on site by the contractor and such dimensions to be his responsibility.
 2. Report all drawing errors, omissions and discrepancies to the architect.
 3. This document may be issued in an uncontrolled CAD format to enable others to use it as background information to make alterations and/or additions. In that instance the file will be accompanied by a PDF version. It is for those making such alterations and additions to ensure that they make use of current background information. DPQ Ltd accepts no liability for any such alterations or additions to the background information or arising out of changes to background information which occur prior to alterations or additions being made.
 ©Dallas-Pierce-Quintero LTD


Rev.	Rev. Date	Reason For Issue	Chk	Key
100	04/02/2022	Qs issue Draft		

Consultants
Structural Engineer
Building Control
Quantity Surveyor
Contractor

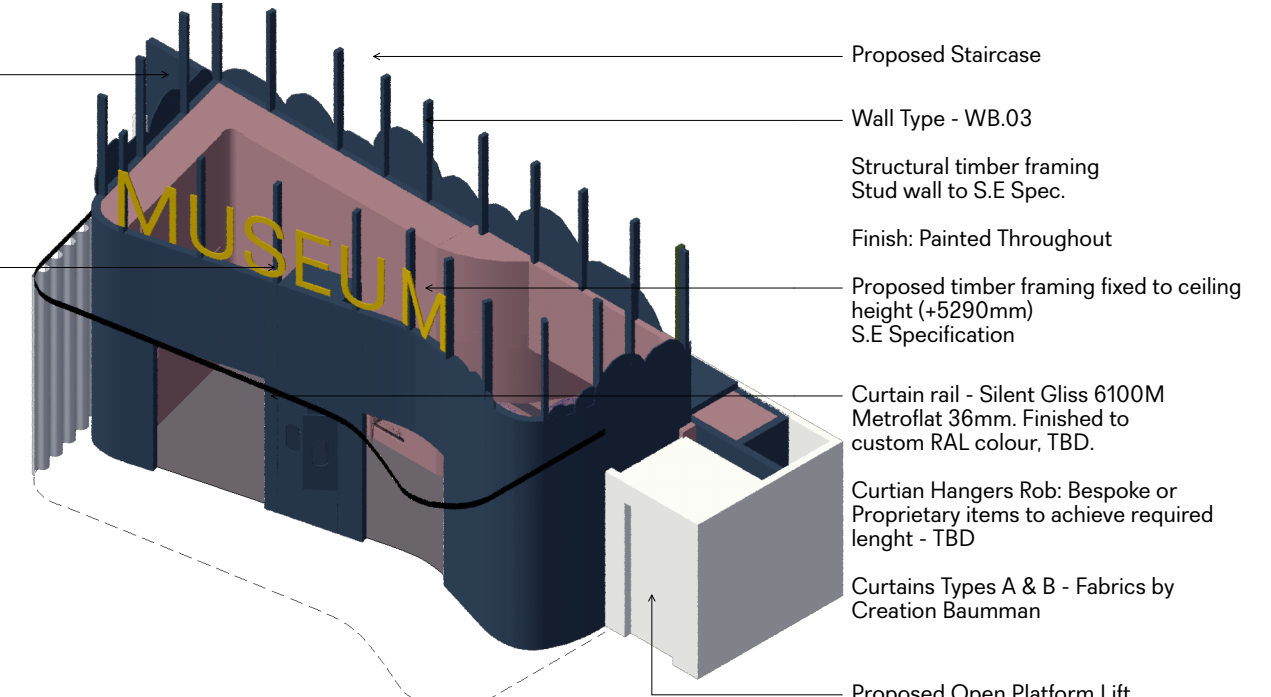
Key Plan

Project No.	Scale @ A1	Date	Drawn by	Number	Status	Rev
1170	1:100	29/01/22	CL	A_0111	Information	100

Dallas-Pierce-Quintero 1 Mentmore Terrace, London, E8 3PN +44 20 8088 1880 info@d-p-q.uk www.d-p-q.uk		Project Enfield Museum 38 London Rd, London Enfield EN2 6DS	Title Mezzanine Plan	Client Enfield Museum
---	--	---	--------------------------------	---------------------------------

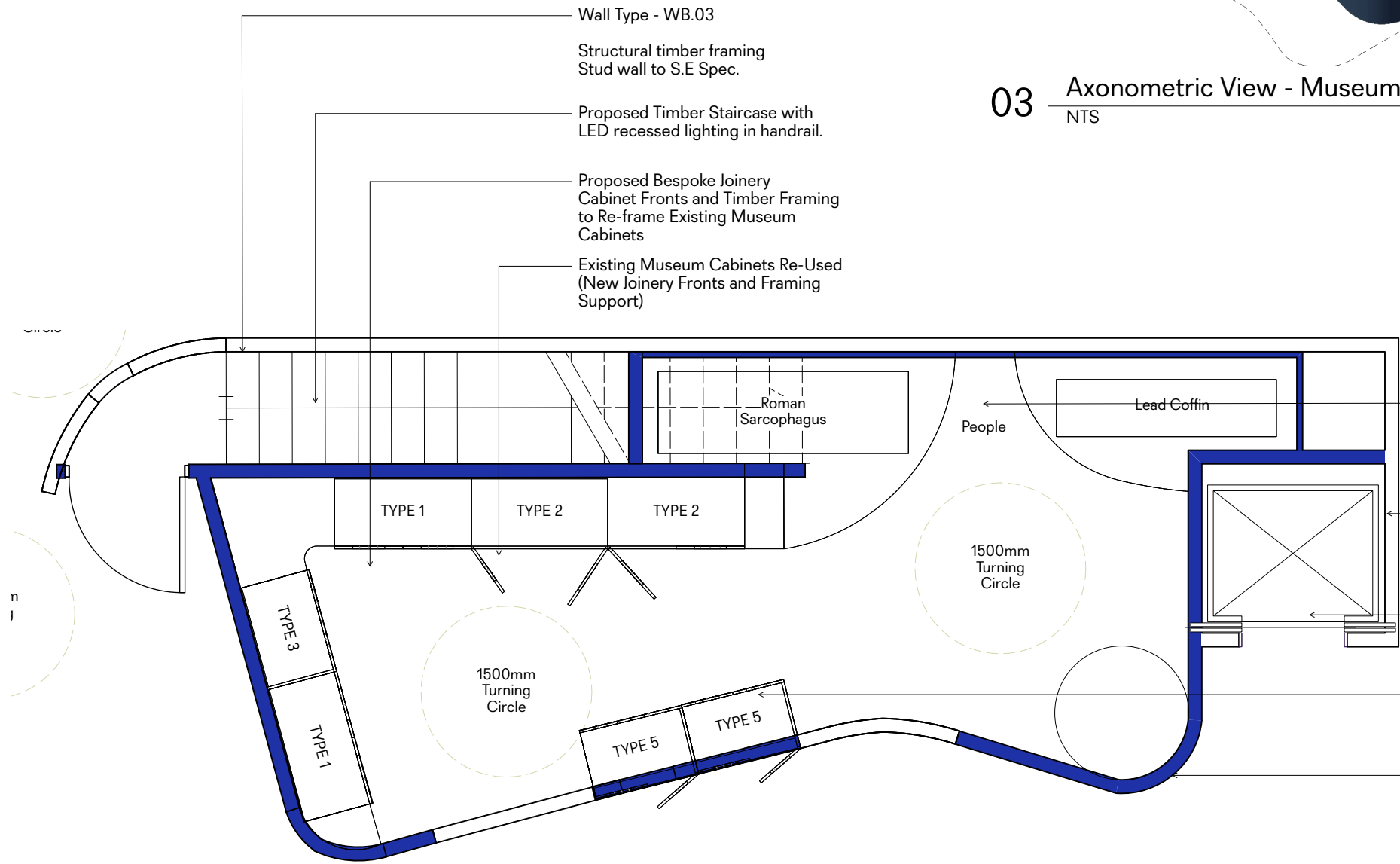


Wall Type - WB.03
 Structural timber framing
 Stud wall to S.E Spec.
 MUSEUM - SuperGraphic
 Bespoke Element - CNC cut
 Design TBD.



03 Axonometric View - Museum
 NTS

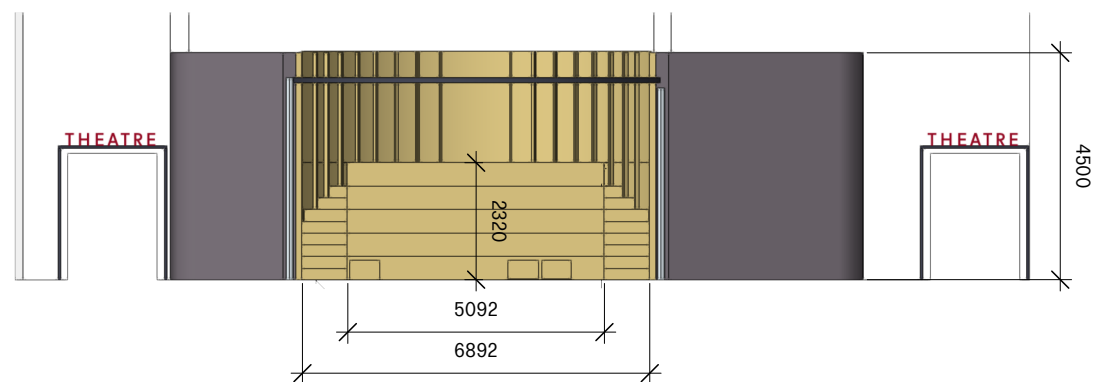
01 Museum Exhibit Elevation
 1:100



AV/Power and Data:
 Allow for power/ data throughout
 Wall Type - WB.03
 Structural timber framing
 Stud wall to S.E Spec.
 Propopsed Platform Lift
 Re-used Mused Cabinets
 (New Joinery Fronts and Timber
 Framing)
 Wall Type - WB.03
 Structural timber framing
 Stud wall to S.E Spec.

02 Museum Exhibit Layout
 1:50

General Notes 1. Do not scale from this drawing. All dimensions to be checked on site by the contractor and such dimensions to be his responsibility. 2. Report all drawing errors, omissions and discrepancies to the architect. 3. This document may be issued in an uncontrolled CAD format to enable others to use it as background information to make alterations and/or additions. In that instance the file will be accompanied by a PDF version. It is for those making such alterations and additions to ensure that they make use of current background information. DPQ Ltd accepts no liability for any such alterations or additions to the background information or arising out of changes to background information which occur prior to alterations of additions being made. ©Dallas-Pierce-Quintero LTD	Rev. Rev. Date Reason For Issue 100 11/02/2022 QS Issue Draft	Chk Key	Consultants Structural Engineer Building Control Quantity Surveyor Contractor	Key Plan	Dallas-Pierce-Quintero 1 Mentmore Terrace, London, E8 3PN + 44 20 8088 1880	info@d-p-q.uk www.d-p-q.uk				
	Project Enfield Museum 39 London Rd, London Enfield EN2 6DS	Title Museum Exhibit Layout	Client Enfield Museum	Project No. 1170	Scale @ A1 1:50	Date 29/01/22	Drawn by CL	Number A_0120	Status Information	Rev 100



01 Tiered Seating Elevation
NTS

Curved Wall Build-Up:
Timber Cracassing Stud Wall Systems -100mm
Plywood Surfaces 18mm - Built In-situ.

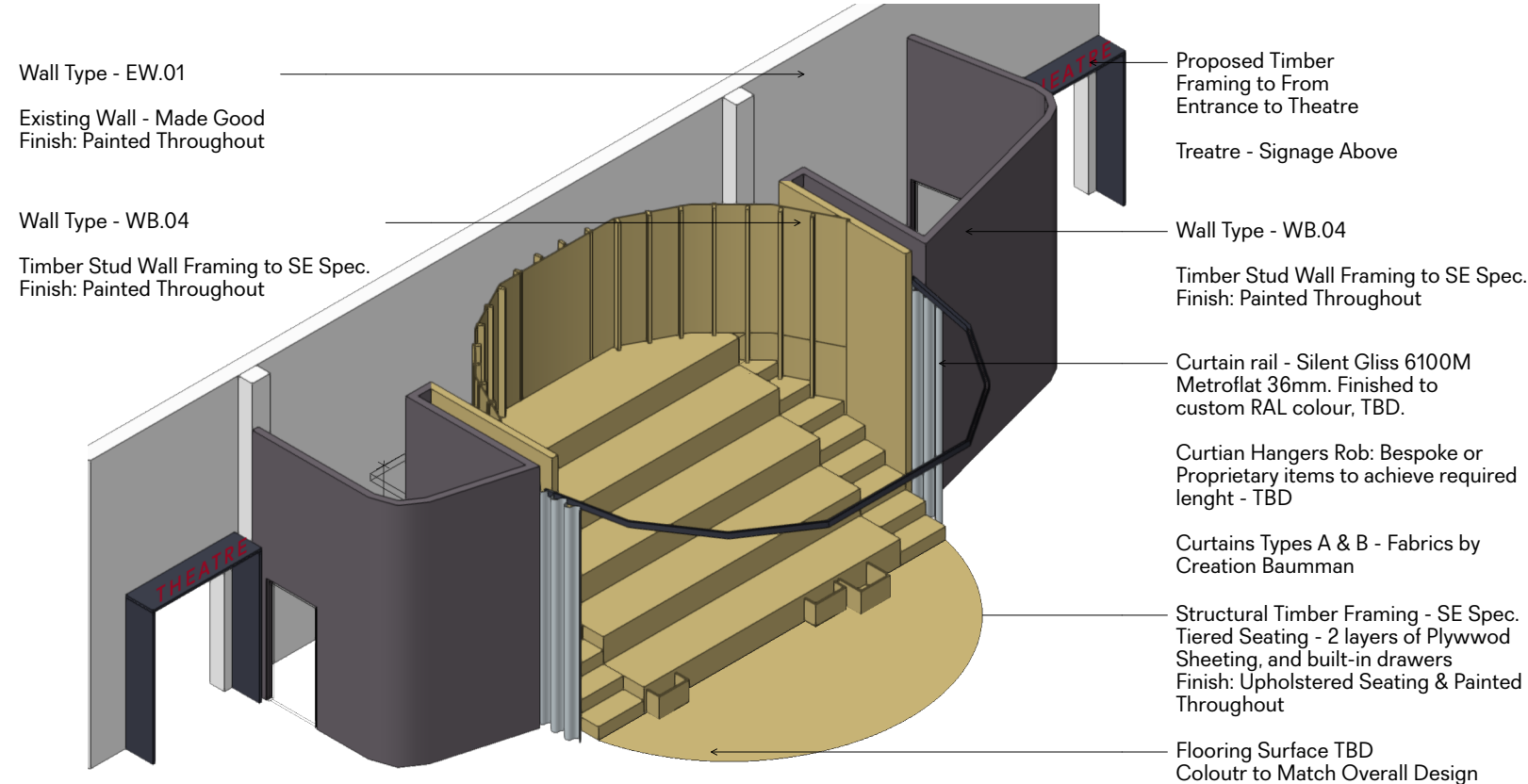
Storage - Under Tiered Seating
Timber Framing System to Form Storage Units
Allow for Doors

Structural Timber Framing - SE Spec.

Tiered Seating - 2 layers of Plywood Sheeting and built-in drawers
Finish: Upholstered Seating & Painted Throughout

Wall Type - WB.04
Timber Stud Wall Framing to SE Spec.
Finish: Painted Throughout

Allow for Structural Framing Elements to Support Museum Contents and Acrylic / Glass Cases



03 Axonometric View - Tiered Seating
NTS

Wall Type - EW.01
Existing Wall - Made Good
Finish: Painted Throughout

Wall Type - WB.04
Timber Stud Wall Framing to SE Spec.
Finish: Painted Throughout

Proposed Timber Framing to Form Entrance to Theatre
Treatre - Signage Above

Wall Type - WB.04
Timber Stud Wall Framing to SE Spec.
Finish: Painted Throughout

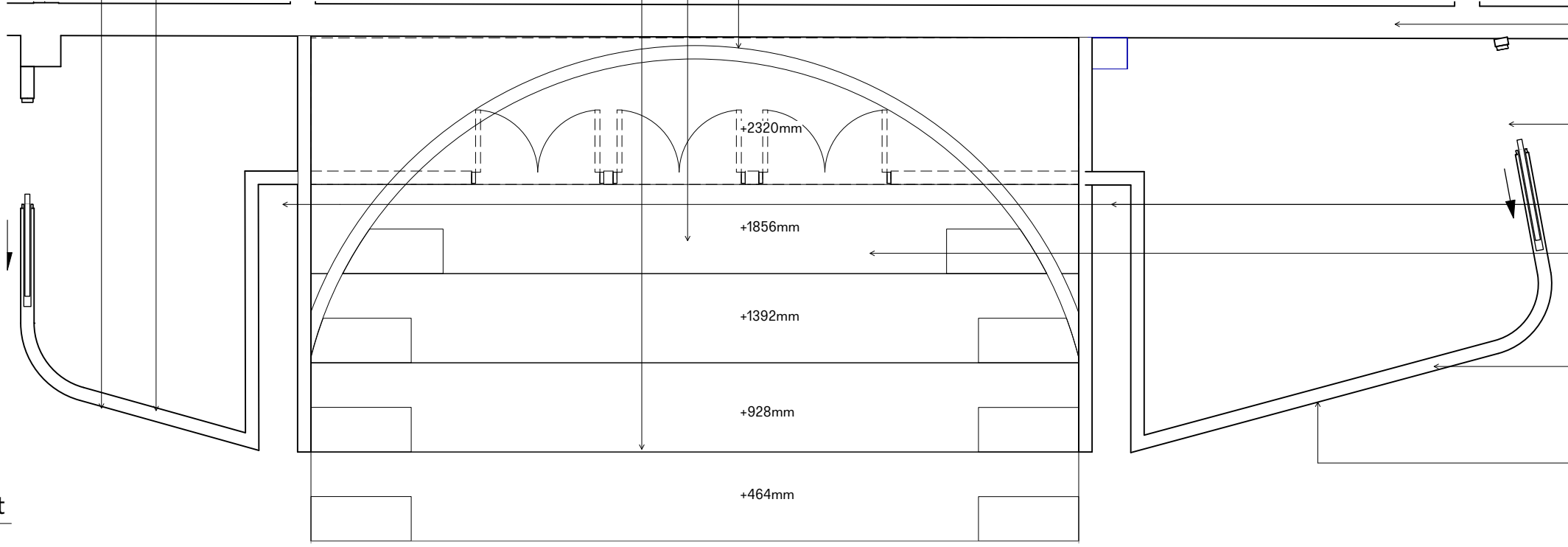
Curtain rail - Silent Gliss 6100M Metroflat 36mm. Finished to custom RAL colour, TBD.

Curtian Hangers Rob: Bespoke or Proprietary items to achieve required length - TBD

Curtains Types A & B - Fabrics by Creation Baumman

Structural Timber Framing - SE Spec.
Tiered Seating - 2 layers of Plywood Sheeting, and built-in drawers
Finish: Upholstered Seating & Painted Throughout

Flooring Surface TBD
Colour to Match Overall Design



02 Tiered Seating Layout
1:50

Wall Type - EW.01
Existing Wall - Made Good
Finish: Painted Throughout

Sliding Pocket Doors

Wall Pocket to accomodate curtains

Structural Timber Framing - SE Spec.
Tiered Seating - 2 layers of Plywood Sheeting
Finish: Upholstered Seating & Painted Throughout

Wall Type - WB.04
Timber Stud Wall Framing to SE Spec.
Finish: Painted Throughout

Allow for Structural Framing Elements to Support Museum Contents and Acrylic / Glass Cases

General Notes

1. Do not scale from this drawing. All dimensions to be checked on site by the contractor and such dimensions to be his responsibility.
2. Report all drawing errors, omissions and discrepancies to the architect.
3. This document may be issued in an uncontrolled CAD format to enable others to use it as background information to make alterations and/or additions. In that instance the file will be accompanied by a PDF version. It is for those making such alterations and additions to ensure that they make use of current background information. DPQ Ltd accepts no liability for any such alterations or additions to the background information or arising out of changes to background information which occur prior to alterations of additions being made.

©Dallas-Pierce-Quintero LTD

Rev.	Rev. Date	Reason For Issue	Chk	Key
100	11/01/2022	QS Issue Draft		

Consultants
Structural Engineer
Building Control
Quantity Surveyor
Contractor

Key Plan

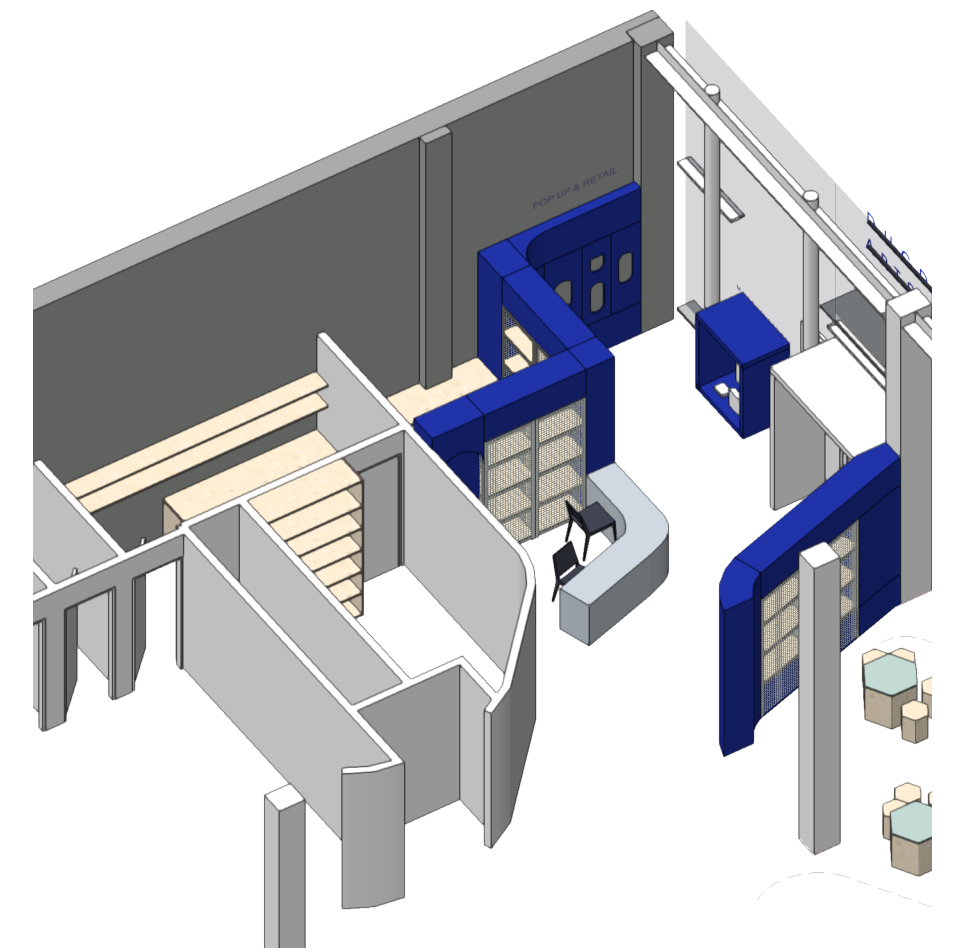
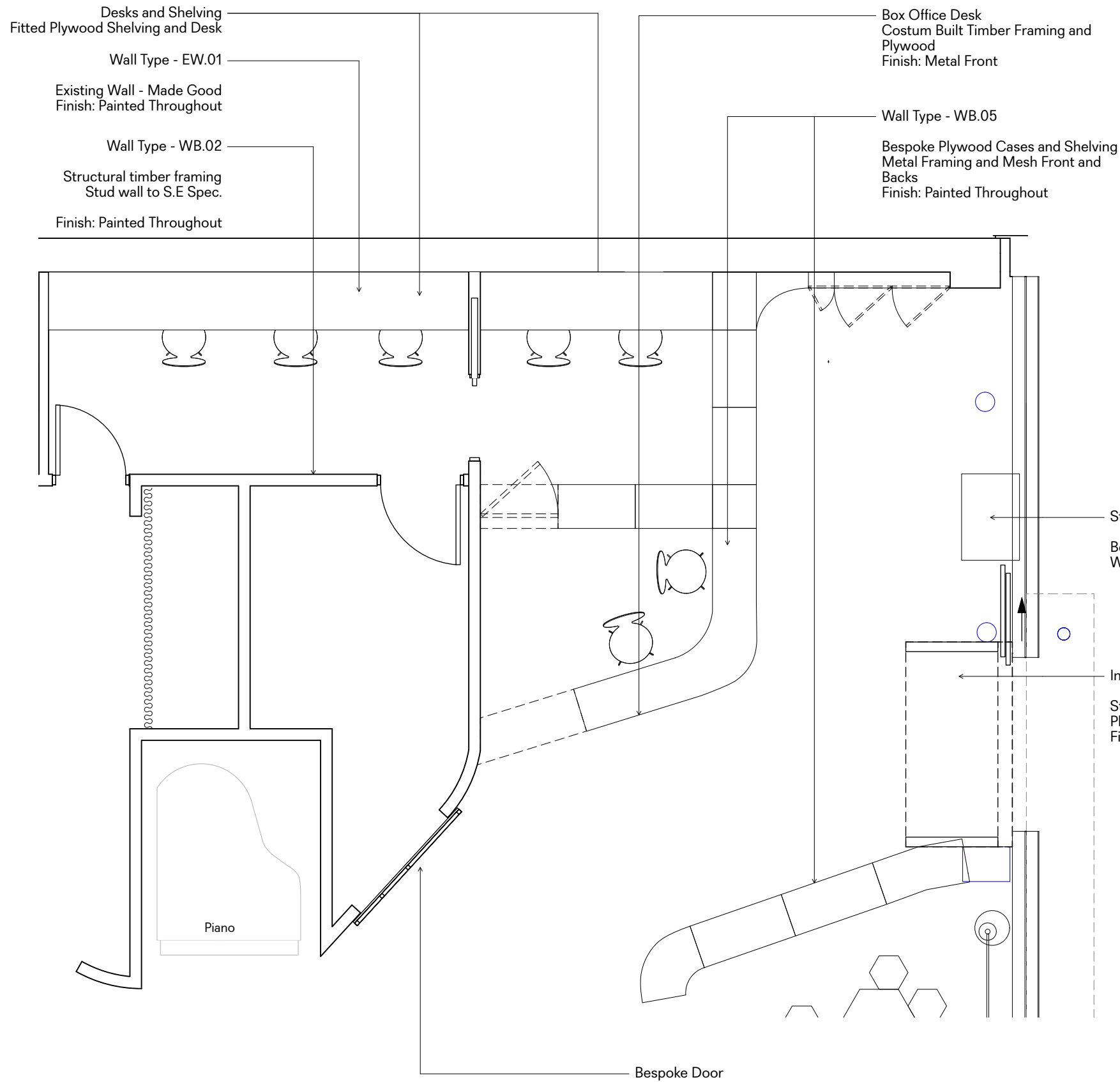
Project	Title	Client
Enfield Museum 39 London Rd. London Enfield EN2 6DS	Tiered Seating Layout	Enfield Museum

Project No.	Scale @ A1	Date	Drawn by	Number
1170	1:50	29/01/22	CL	A_0121

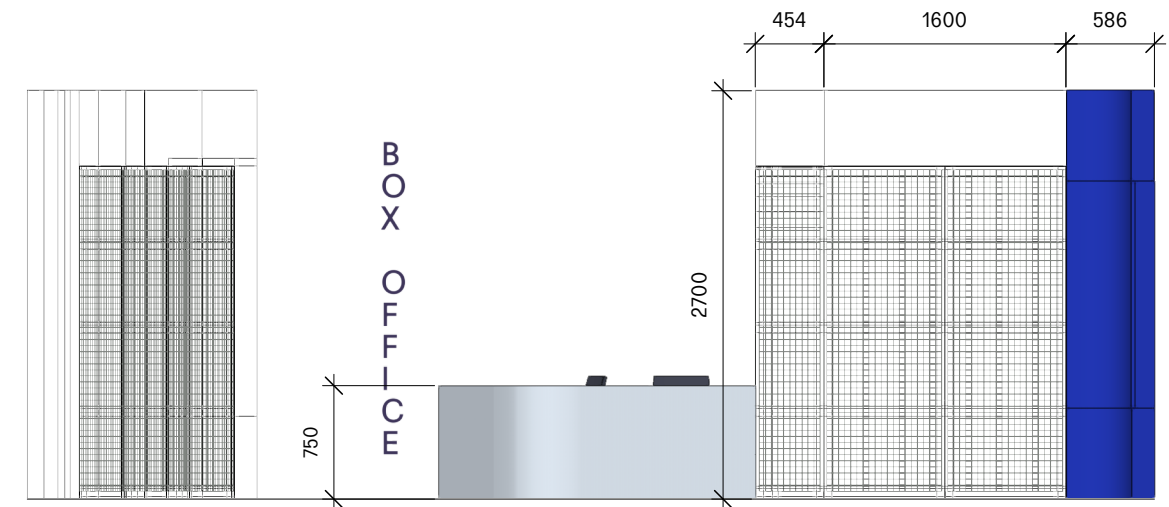
Status	Rev
Information	100

Dallas-Pierce-Quintero
1 Mentmore Terrace, London, E8 3PN
+ 44 20 8088 1880

info@d-p-q.uk www.d-p-q.uk



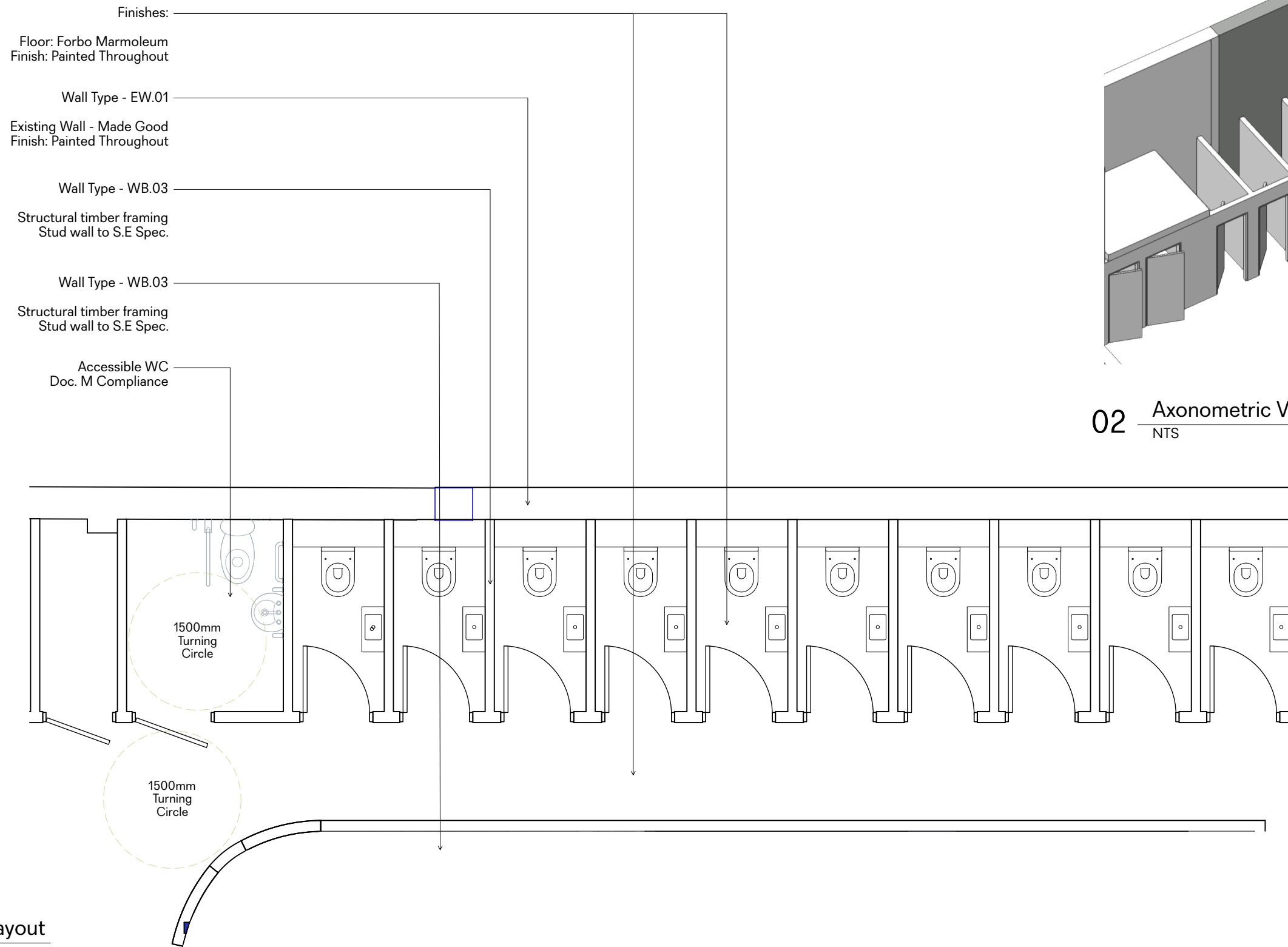
02 Axonometric View - Museum
NTS



3 Box Office / Displays Elevation
NTS

01 Box Office - Store Layout
1:50

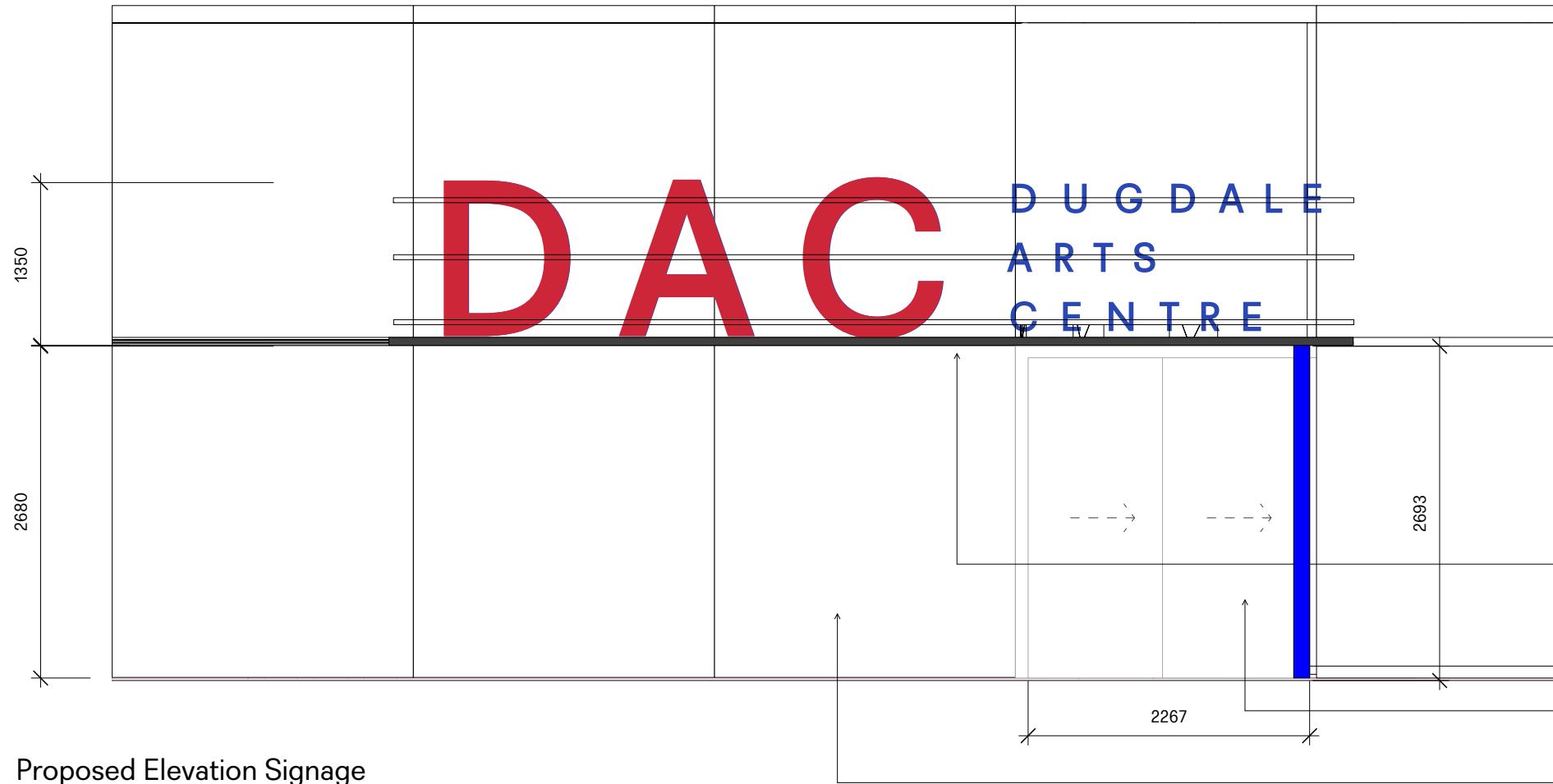
General Notes 1. Do not scale from this drawing. All dimensions to be checked on site by the contractor and such dimensions to be his responsibility. 2. Report all drawing errors, omissions and discrepancies to the architect. 3. This document may be issued in an uncontrolled CAD format to enable others to use it as background information to make alterations and/or additions. In that instance the file will be accompanied by a PDF version. It is for those making such alterations and additions to ensure that they make use of current background information. DPQ Ltd accepts no liability for any such alterations or additions to the background information or arising out of changes to background information which occur prior to alterations of additions being made. ©Dallas-Pierce-Quintero LTD		Rev. Rev. Date Reason For Issue 100 11/02/2022 QS Issue	Chk Key	Consultants Structural Engineer Building Control Quantity Surveyor Contractor	Key Plan	Dallas-Pierce-Quintero 1 Mentmore Terrace, London, E8 3PN + 44 20 8088 1880 info@d-p-q.uk www.d-p-q.uk	Project Enfield Museum 39 London Rd, London Enfield EN2 6DS	Title Box Office Layout	Client Enfield Museum	Project No. 1170	Scale @ A1 1:50	Date 29/01/22	Drawn by CL	Number A_0122	Status Information	Rev 100
---	--	---	----------------	--	-----------------	--	---	-----------------------------------	---------------------------------	----------------------------	---------------------------	-------------------------	-----------------------	-------------------------	------------------------------	-------------------



02 Axonometric View - Museum
NTS

01 Museum Exhibit Layout
1:50

<p>General Notes</p> <p>1. Do not scale from this drawing. All dimensions to be checked on site by the contractor and such dimensions to be his responsibility.</p> <p>2. Report all drawing errors, omissions and discrepancies to the architect.</p> <p>3. This document may be issued in an uncontrolled CAD format to enable others to use it as background information to make alterations and/or additions. In that instance the file will be accompanied by a PDF version. It is for those making such alterations and additions to ensure that they make use of current background information. DPQ Ltd accepts no liability for any such alterations or additions to the background information or arising out of changes to background information which occur prior to alterations of additions being made.</p> <p>© Dallas-Pierce-Quintero LTD</p>	<p>Rev. Rev. Date Reason For Issue</p> <p>100 11/02/2022 QS Issue Draft</p>	<p>Chk</p> <p>Key</p>	<p>Consultants</p> <p>Structural Engineer</p> <p>Building Control</p> <p>Quantity Surveyor</p> <p>Contractor</p>	<p>Key Plan</p>	<p>Dallas-Pierce-Quintero</p> <p>1 Mentmore Terrace, London, E8 3PN + 44 20 8088 1880</p>	<p>info@d-p-q.uk</p> <p>www.d-p-q.uk</p>
	<p>Project</p> <p>Enfield Museum</p> <p>39 London Rd, London Enfield EN2 6DS</p>	<p>Title</p> <p>WC Block Layout</p>	<p>Client</p> <p>Enfield Museum</p>			
	<p>Project No.</p> <p>1170</p>	<p>Scale @ A1</p> <p>1:50</p>	<p>Date</p> <p>29/01/22</p>	<p>Drawn by</p> <p>CL</p>	<p>Number</p> <p>A_0123</p>	<p>Status</p> <p>Information</p>

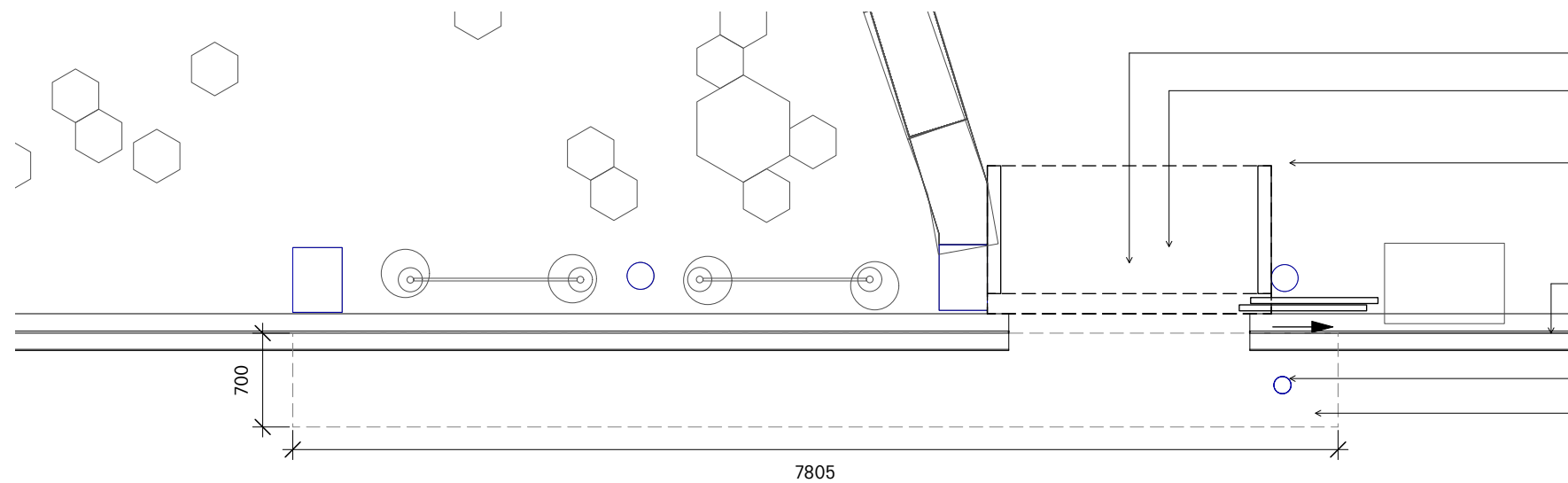


01 Proposed Elevation Signage
1:50



03 External Elevation - Signage and Entrance
NTS

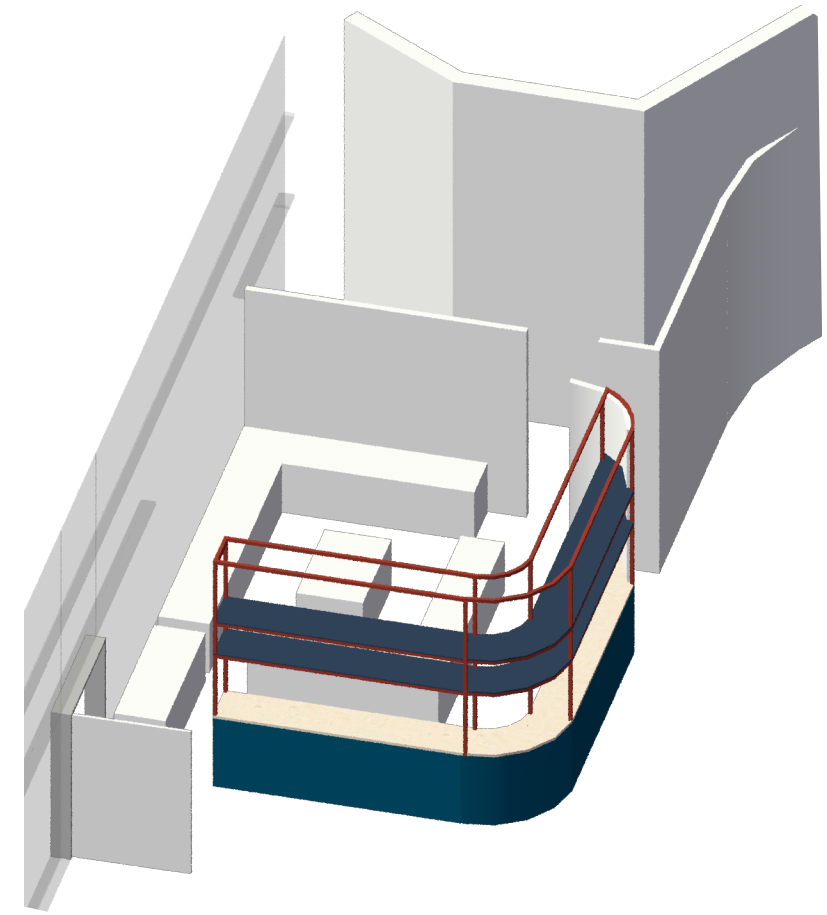
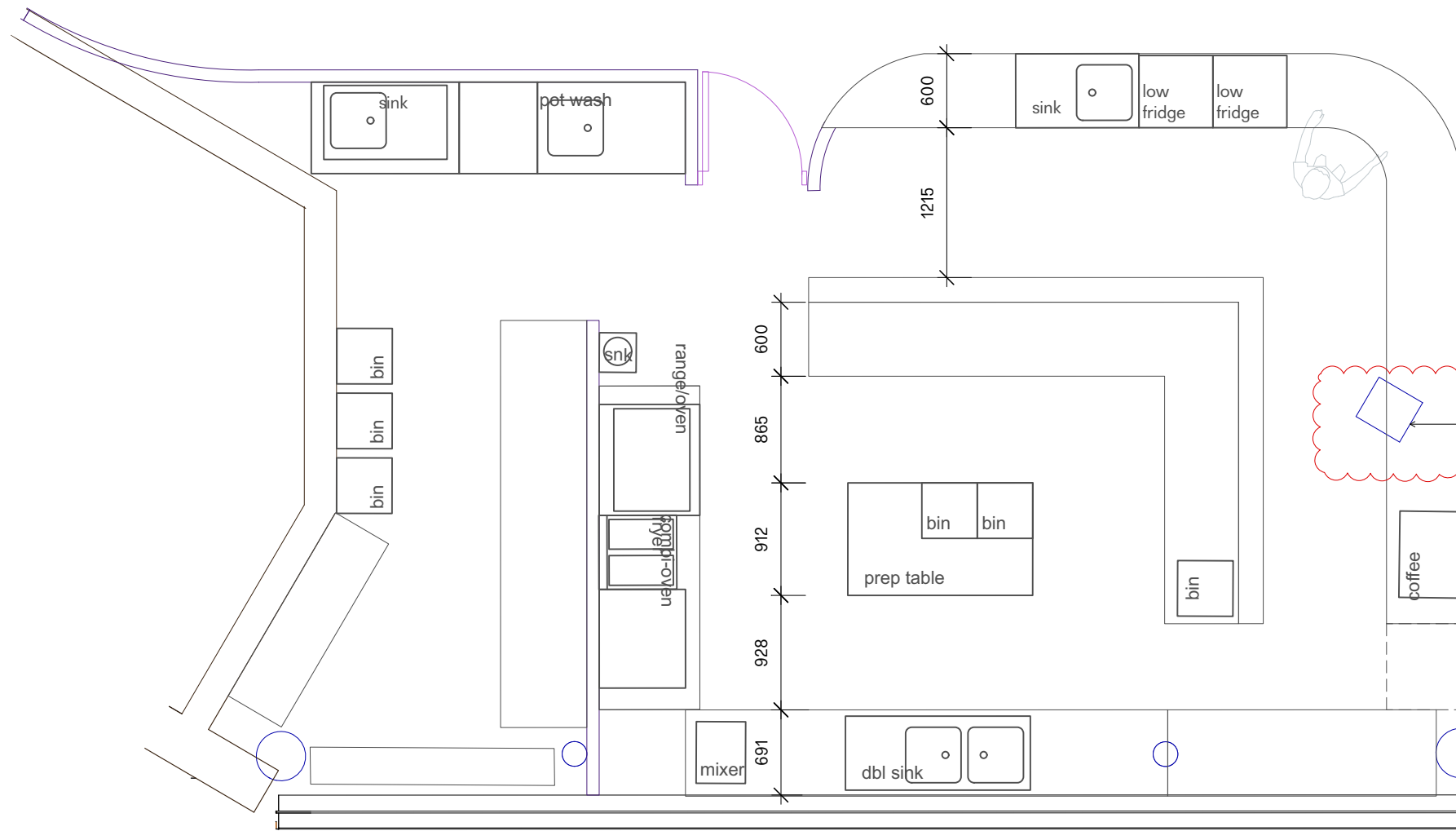
- Proposed External Canopy - Design TBD
Technical Design - Facade Engineers
- Proposed Illuminated Signage Above Canopy
- Proposed External Column
- Proposed New Automatic Sliding Doors
- Existing Curtain Walling System



02 Proposed Plan Layout Canopy and Signage
NTS

- Proposed New Automated Sliding Door
- Entrance Heat Curtain Above
- Internal Entrance Portal
- Structural Timber Framing
Plywood Clad
Finish: TBD
- Existing Curtain Wall
- Proposed External Column
- Proposed External Canopy - Design TBD
Technical Design - Facade Engineers
- Proposed Illuminated Signage Above Canopy

General Notes 1. Do not scale from this drawing. All dimensions to be checked on site by the contractor and such dimensions to be his responsibility. 2. Report all drawing errors, omissions and discrepancies to the architect. 3. This document may be issued in an uncontrolled CAD format to enable others to use it as background information to make alterations and/or additions. In that instance the file will be accompanied by a PDF version. It is for those making such alterations and additions to ensure that they make use of current background information. DPQ Ltd accepts no liability for any such alterations or additions to the background information or arising out of changes to background information which occur prior to alterations of additions being made. © Dallas-Pierce-Quintero LTD		Rev. Rev. Date Reason For Issue P00 11/02/2022 QS Issue Draft	Chk Key	Consultants Structural Engineer Building Control Quantity Surveyor Contractor	Key Plan	Dallas-Pierce-Quintero 1 Mentmore Terrace, London, E8 3PN + 44 20 8088 1880	info@d-p-q.uk www.d-p-q.uk
Project Enfield Museum 39 London Rd, London Enfield EN2 6DS		Title Proposed Entrance Layout		Client Enfield Museum			
Project No. 1170	Scale @ A1 1:50	Date 29/01/22	Drawn by CL	Number A_0124	Status Information	Rev P00	



02 Axonometric View - Kitchen and Bar
NTS

Proposed Servery & Bar Counter

Existing Column

Existing Column

Proposed New Automated Swing Door

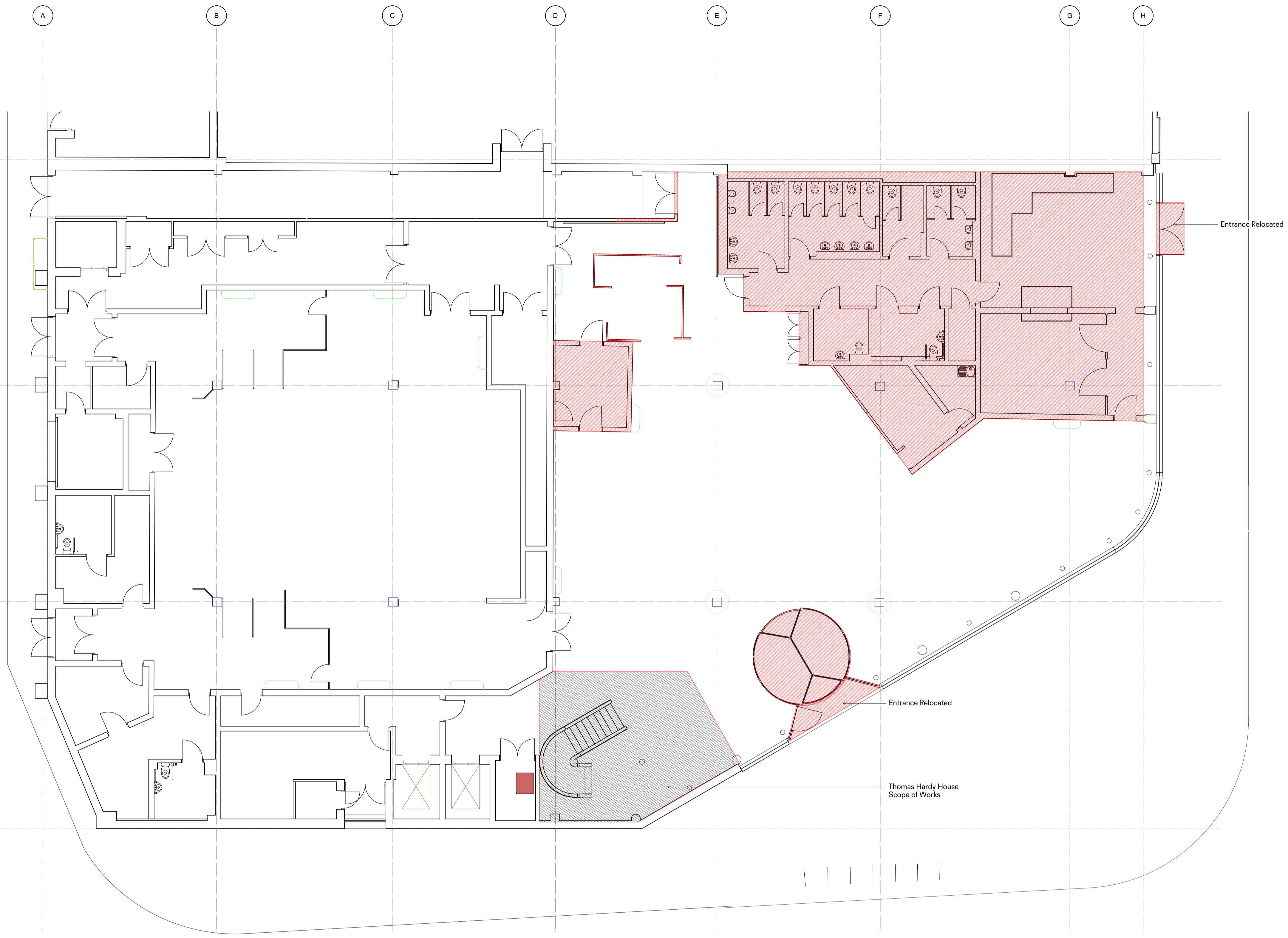
Existing Curtain Wall

Proposed External Canopy - Design TBD
Technical Design - Facade Engineers

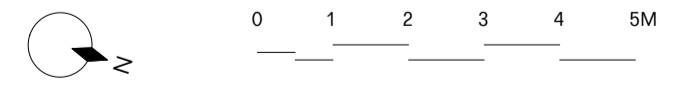
Proposed Illuminated Signage Above Canopy

01 Proposed Kitchen Layout
1:50

<p>General Notes</p> <p>1. Do not scale from this drawing. All dimensions to be checked on site by the contractor and such dimensions to be his responsibility.</p> <p>2. Report all drawing errors, omissions and discrepancies to the architect.</p> <p>3. This document may be issued in an uncontrolled CAD format to enable others to use it as background information to make alterations and/or additions. In that instance the file will be accompanied by a PDF version. It is for those making such alterations and additions to ensure that they make use of current background information. DPG Ltd accepts no liability for any such alterations or additions to the background information or arising out of changes to background information which occur prior to alterations of additions being made.</p> <p>© Dallas-Pierce-Quintero LTD</p>	<p>Rev. Rev. Date Reason For Issue</p> <p>P00 11/02/2022 QS Issue Draft</p>	<p>Chk</p>	<p>Key</p>	<p>Consultants</p> <p>Structural Engineer</p> <p>Building Control</p> <p>Quantity Surveyor</p> <p>Contractor</p>	<p>Key Plan</p>	<p>Dallas-Pierce-Quintero</p> <p>1 Mentmore Terrace, London, E8 3PN + 44 20 8088 1880</p>	<p>info@d-p-q.uk</p> <p>www.d-p-q.uk</p>			
	<p>Project</p> <p>Enfield Museum</p> <p>39 London Rd, London Enfield EN2 6DS</p>	<p>Title</p> <p>Proposed Kitchen Layout</p>	<p>Client</p> <p>Enfield Museum</p>	<p>Project No.</p> <p>1170</p>	<p>Scale @ A1</p> <p>1:50</p>	<p>Date</p> <p>29/01/22</p>	<p>Drawn by</p> <p>CL</p>	<p>Number</p> <p>A_0125</p>	<p>Status</p> <p>Information</p>	<p>Rev</p> <p>P00</p>



01 Existing Ground Floor Plan
1:100



General Notes
 1. Do not scale from this drawing. All dimensions to be checked on site by the contractor and such dimensions to be his responsibility.
 2. Report all drawing errors, omissions and discrepancies to the architect.
 3. This document may be issued in an uncontrolled CAD format to enable others to use it as background information to make alterations and/or additions. In that instance the file will be accompanied by a PDF version. It is for those making such alterations and additions to ensure that they make use of current background information. DPQ Ltd accepts no liability for any such alterations or additions to the background information or arising out of changes to background information which occur prior to alterations or additions being made.
 ©Dallas-Pierce-Quintero LTD

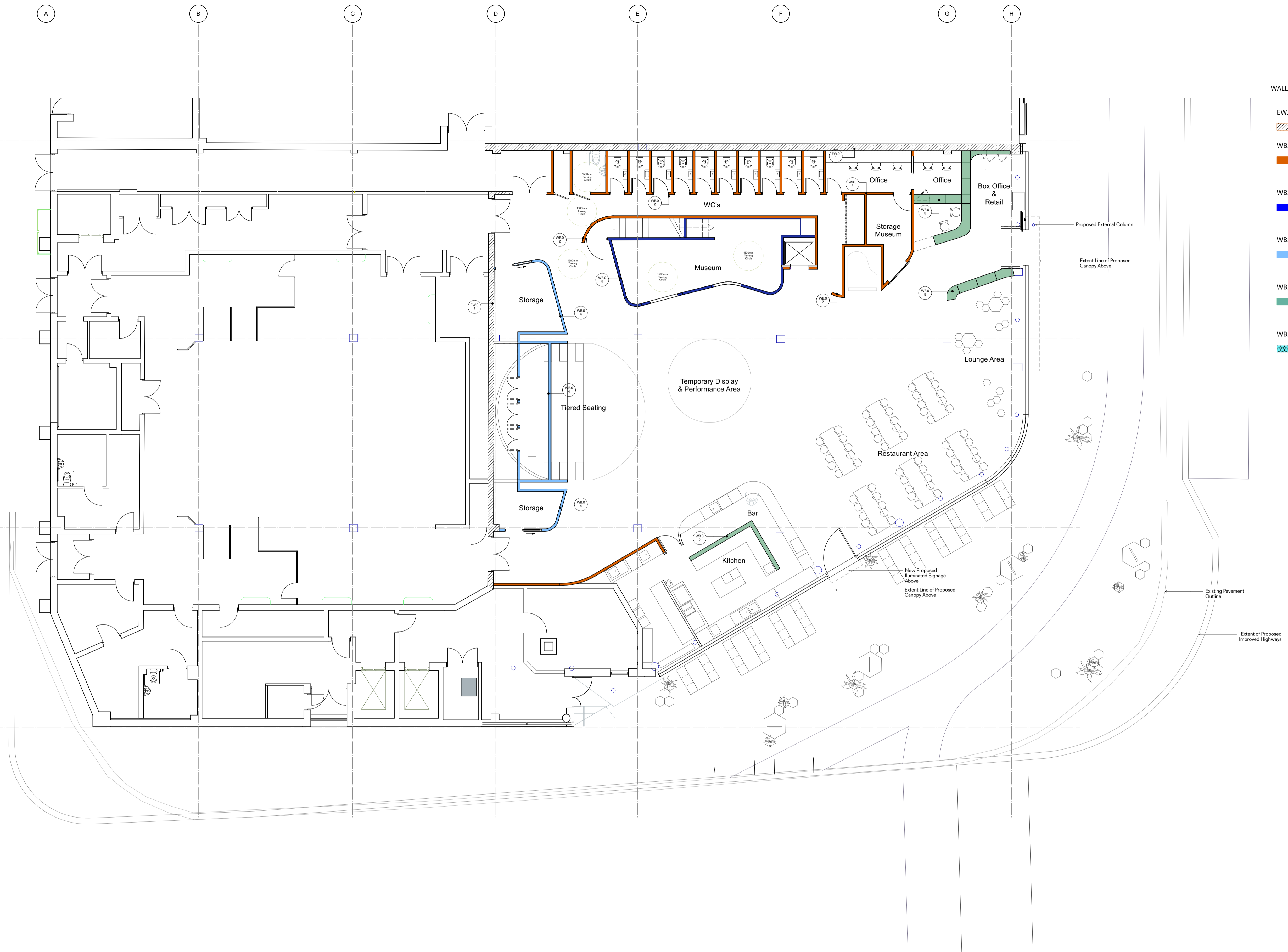
Rev.	Rev. Date	Reason For Issue	Chk	Key
100	04/02/2022	QS Issue Draft		

Consultants
Structural Engineer
Building Control
Quantity Surveyor
Contractor

Key Plan
 Fabric Removal

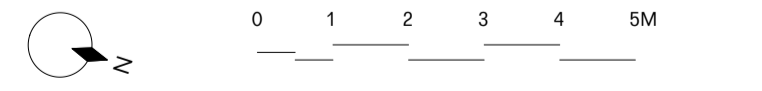
Project No. 1170		Scale @ A1 1:100	Date 29/01/22	Drawn by CL	Number E_0110	Status Information	Rev 100
---------------------	--	---------------------	------------------	----------------	------------------	-----------------------	------------

Dallas-Pierce-Quintero 1 Mentmore Terrace, London, E8 3PN +44 20 8088 1880 info@d-p-q.uk www.d-p-q.uk		Title Ground Floor Plan Existing	Client Enfield Museum
---	--	---	---------------------------------



- WALL TYPES**
- EW.01 - EXISTING WALL
MADE GOOD
FINISH: PAINTED THROUGHOUT
 - WB.02 - 120MM
TIMBER STUD WALL
12.5MM PLASTERBOARDED - BOTH SIDES
ACOUSTIC INFILL
FINISH: PAINTED THROUGHOUT
 - WB.03 - 120MM
TIMBER STUD WALL
PLYBOARD - BOTH SIDES
FINISH: PAINTED THROUGHOUT
 - WB.04 - 100MM
TIMBER STUD WALL
PLYBOARD - BOTH SIDES
ACOUSTIC INFILL
FINISH: PAINTED THROUGHOUT
 - WB.05 - 500MM WIDE
PLYBOARD DISPLAY CASES - SHELVING
METAL FRAMING
METAL MESH - FRONT AND BACKS
FINISH: PAINTED THROUGHOUT
 - WB.06 - BESPOKE
STRETCHED MESH BALUSTRADES
FINISH: TBD

01 Proposed Floor Finishes Mezzanine
1:100



General Notes

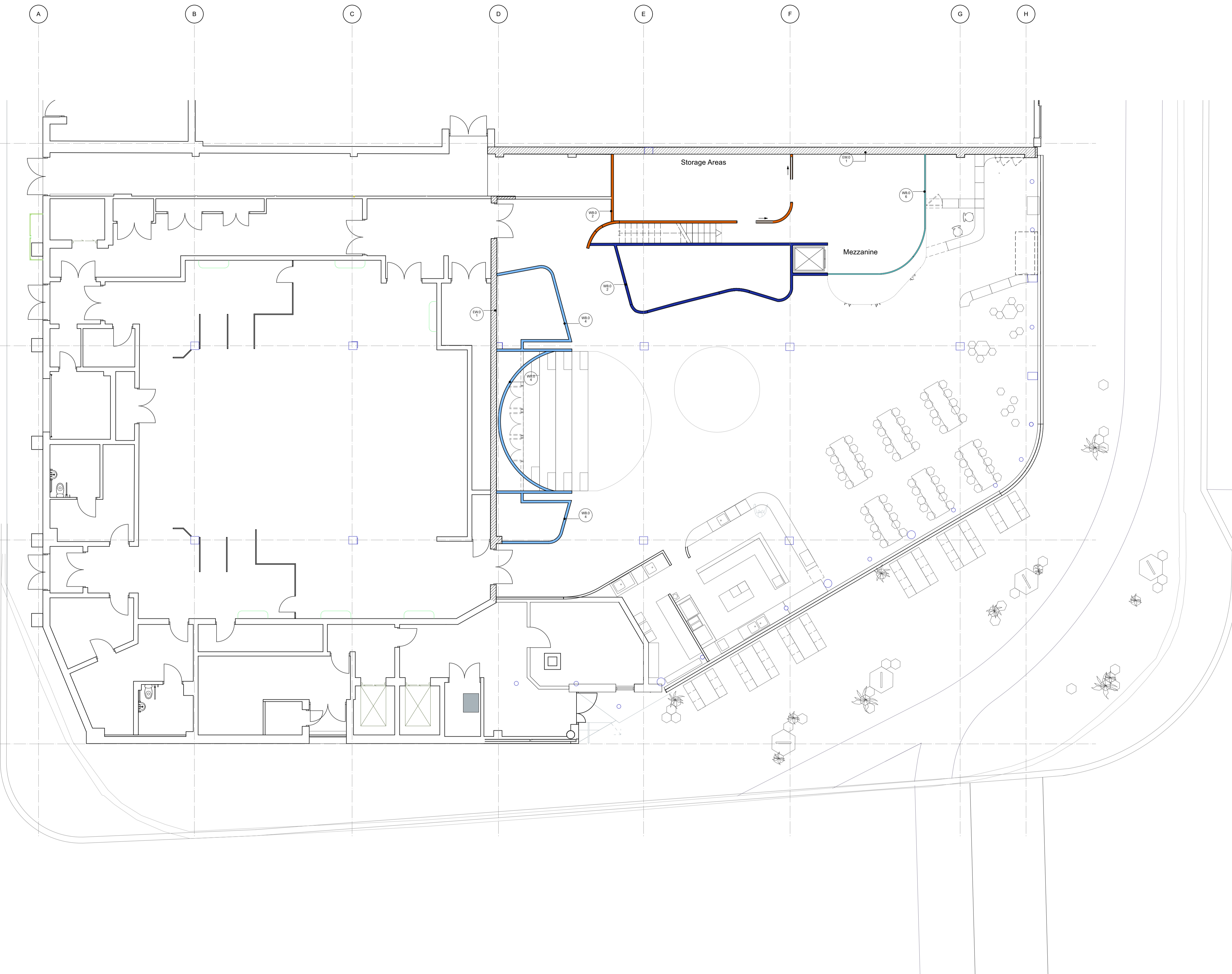
1. Do not scale from this drawing. All dimensions to be checked on site by the contractor and such dimensions to be his responsibility.
2. Report all drawing errors, omissions and discrepancies to the architect.
3. This document may be issued in an uncontrolled CAD format to enable others to use it as background information to make alterations and/or additions. In that instance the file will be accompanied by a PDF version. It is for those making such alterations and additions to ensure that they make use of current background information. DPQ Ltd accepts no liability for any such alterations or additions to the background information or arising out of changes to background information which occur prior to alterations or additions being made.

©Dallas-Pierce-Quintero LTD

Rev.	Rev. Date	Reason For Issue	Chk	Key
100	29/01/2022			

Consultants	Key Plan
Structural Engineer	
Building Control	
Quantity Surveyor	
Contractor	

Dallas-Pierce-Quintero		1 Mentmore Terrace, London, E8 3PN + 44 20 8088 1880		info@d-p-q.uk www.d-p-q.uk	
Project Enfield Museum 39 London Rd, London Enfield EN2 6DS		Title Wall Type Ground Floor		Client Enfield Museum	
Project No. 1170	Scale @ A1 1:100	Date 29/01/22	Drawn by CL	Number L_1000	Status Information
				Rev 100	



- WALL TYPES**
- EW.01 - EXISTING WALL
MADE GOOD
FINISH: PAINTED THROUGHOUT
 - WB.02 - 120MM
TIMBER STUD WALL
12.5MM PLASTERBOARDED - BOTH SIDES
ACOUSTIC INFILL
FINISH: PAINTED THROUGHOUT
 - WB.03 - 120MM
TIMBER STUD WALL
PLYBOARD - BOTH SIDES
FINISH: PAINTED THROUGHOUT
 - WB.04 - 100MM
TIMBER STUD WALL
PLYBOARD - BOTH SIDES
ACOUSTIC INFILL
FINISH: PAINTED THROUGHOUT
 - WB.05 - 500MM WIDE
PLYBOARD DISPLAY CASES - SHELVING
METAL FRAMING
METAL MESH - FRONT AND BACKS
FINISH: PAINTED THROUGHOUT
 - WB.06 - BESPOKE
STRETCHED MESH BALUSTRADES
FINISH: TBD

01 Proposed Floor Finishes Mezzanine
1:100

General Notes

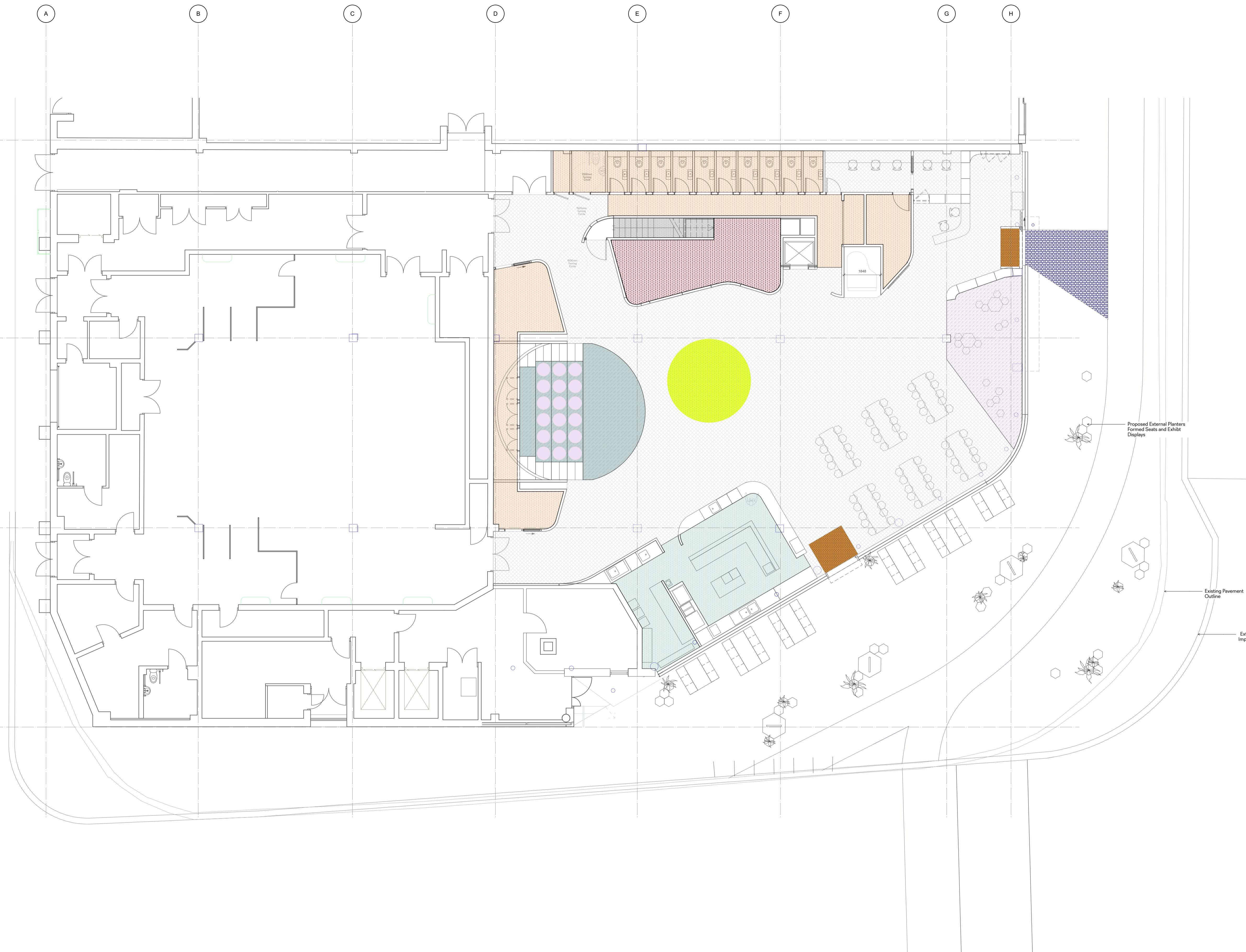
1. Do not scale from this drawing. All dimensions to be checked on site by the contractor and such dimensions to be his responsibility.
2. Report all drawing errors, omissions and discrepancies to the architect.
3. This document may be issued in an uncontrolled CAD format to enable others to use it as background information to make alterations and/or additions. In that instance the file will be accompanied by a PDF version. It is for those making such alterations and additions to ensure that they make use of current background information. DPQ Ltd accepts no liability for any such alterations or additions to the background information or arising out of changes to background information which occur prior to alterations or additions being made.

©Dallas-Pierce-Quintero LTD

Rev.	Rev. Date	Reason For Issue	Chk	Key
100	29/01/2022			

Consultants	Key Plan
Structural Engineer	
Building Control	
Quantity Surveyor	
Contractor	

Dallas-Pierce-Quintero 1 Mentmore Terrace, London, E8 3PN +44 20 8088 1880 info@d-p-q.uk www.d-p-q.uk		Enfield Museum 38 London Rd, London Enfield EN2 6DS		Enfield Museum Client	
Project No.	Scale @ A1	Date	Drawn by	Number	Status
1170	1:100	29/01/22	CL	L_1001	Information
					Rev
					100

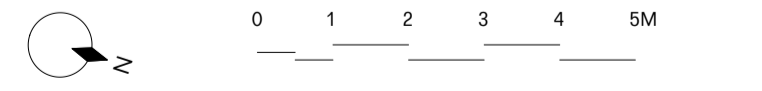


- Entrance Matting
- Existing Metal Tiles - Refurbished
- Forbo Marmoleum
- Forbo Marmoleum
- Tile / Cork Flooring
- Upholstered Seats
- Forbo Marmoleum
- Carpets
- Timber Staircase
- Forbo - Step Safety vinyl
- External Paving

Proposed External Planters
Formed Seats and Exhibit
Displays

Existing Pavement
Outline

Extent of Proposed
Improved Highways



01 Proposed Floor Finishes Ground Floor
1:100

General Notes
1. Do not scale from this drawing. All dimensions to be checked on site by the contractor and such dimensions to be his responsibility.
2. Report all drawing errors, omissions and discrepancies to the architect.
3. This document may be issued in an uncontrolled CAD format to enable others to use it as background information to make alterations and/or additions. In that instance the file will be accompanied by a PDF version. It is for those making such alterations and additions to ensure that they make use of current background information. DPQ Ltd accepts no liability for any such alterations or additions to the background information or arising out of changes to background information which occur prior to alterations of additions being made.
©Dallas-Pierce-Quintero LTD

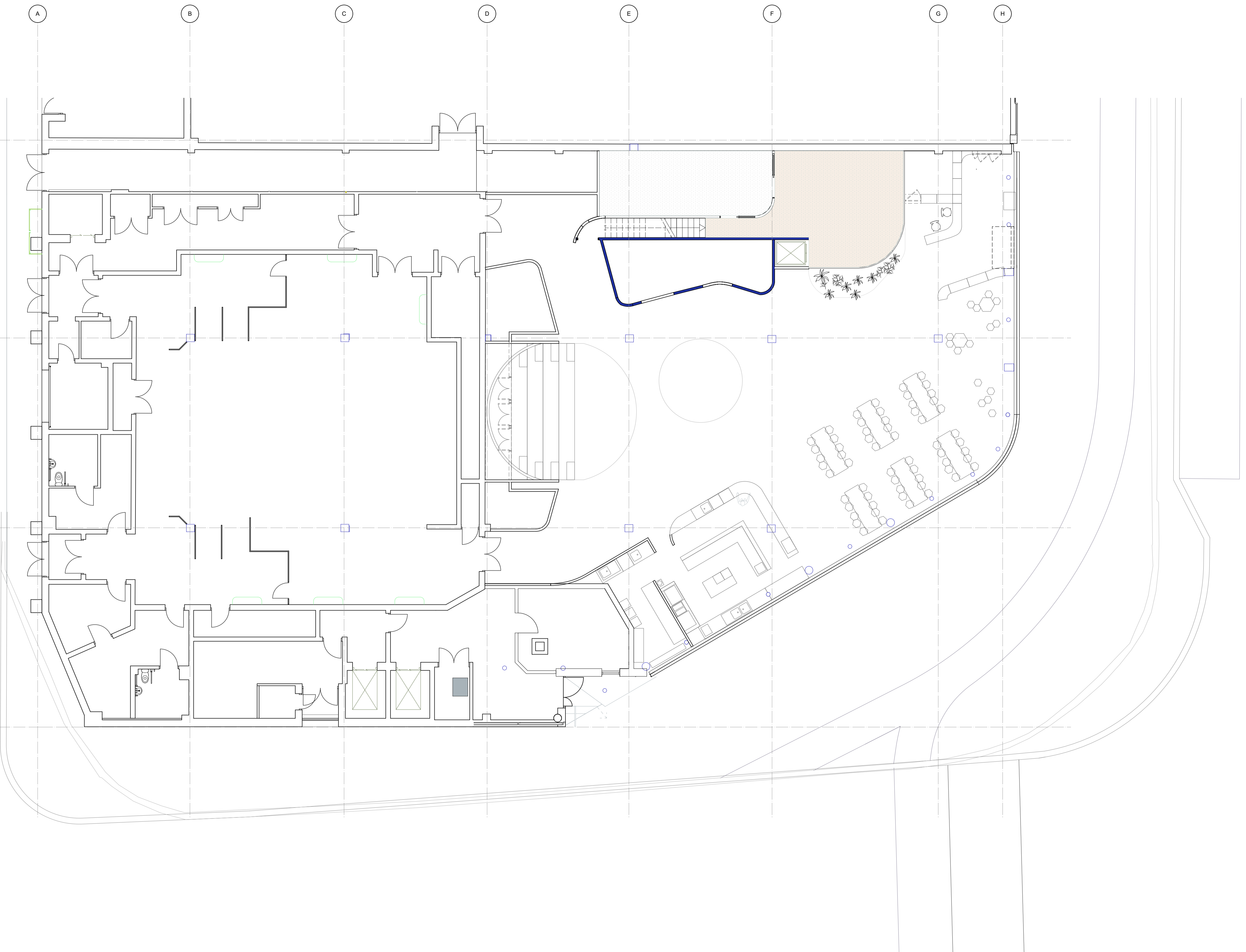
Rev.	Rev. Date	Reason For Issue	Chk	Key
100	29/01/2022	QS Issue Draft		

Consultants
Structural Engineer
Building Control
Quantity Surveyor
Contractor

Key Plan

Project No.	Scale @ A1	Date	Drawn by	Number	Status	Rev
1170	1:100	29/01/22	CL	L_4000	Information	100

Dallas-Pierce-Quintero 1 Mentmore Terrace, London, E8 3PN +44 20 8088 1880 info@d-p-q.uk www.d-p-q.uk		Enfield Museum 38 London Rd, London Enfield EN2 6DS		Enfield Museum Client	
Ground Floor Plan Proposed Floor Finishes		Title			



Forbo Marmoleum
 Safety Paint on Concrete Deck

01 Proposed Floor Finishes Mezzanine
1:100

General Notes
 1. Do not scale from this drawing. All dimensions to be checked on site by the contractor and such dimensions to be his responsibility.
 2. Report all drawing errors, omissions and discrepancies to the architect.
 3. This document may be issued in an uncontrolled CAD format to enable others to use it as background information to make alterations and/or additions. In that instance the file will be accompanied by a PDF version. It is for those making such alterations and additions to ensure that they make use of current background information. DPQ Ltd accepts no liability for any such alterations or additions to the background information or arising out of changes to background information which occur prior to alterations of additions being made.
 ©Dallas-Pierce-Quintero LTD

Rev.	Rev. Date	Reason For Issue	Chk	Key
100	29/01/2022	QS Issue Draft		

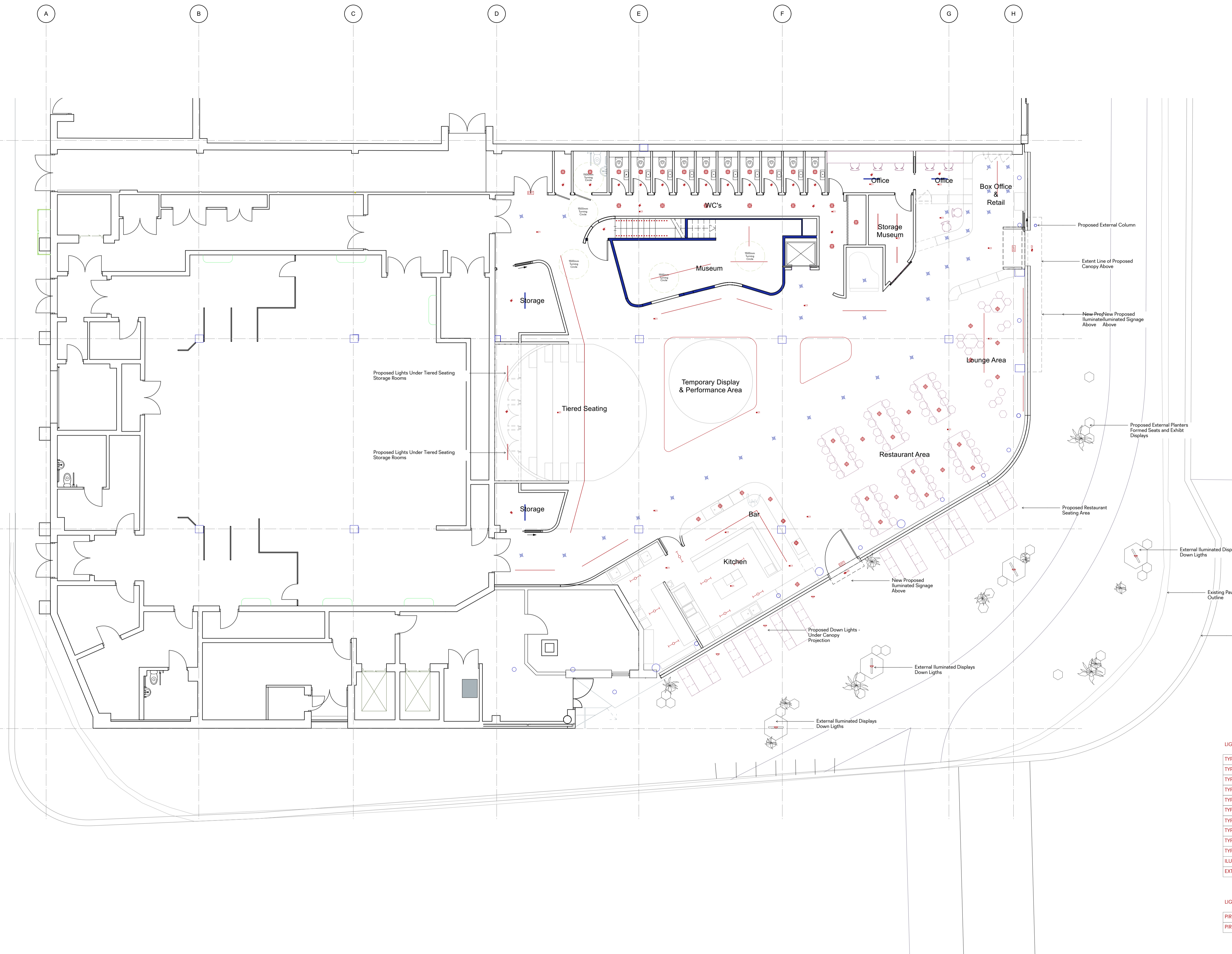
Consultants
Structural Engineer
Building Control
Quantity Surveyor
Contractor

Key Plan

Project	Title	Client
Enfield Museum 38 London Rd, London Enfield EN2 6DS	Mezzanine Plan Proposed Floor Finishes	Enfield Museum

Dallas-Pierce-Quintero
 1 Mentmore Terrace, London, E8 3PN
 +44 20 8088 1880
 info@d-p-q.uk www.d-p-q.uk

Project No. 1170	Scale @ A1 1:100	Date 29/01/22	Drawn by CL	Number L_4001	Status Information	Rev 100
---------------------	---------------------	------------------	----------------	------------------	-----------------------	------------



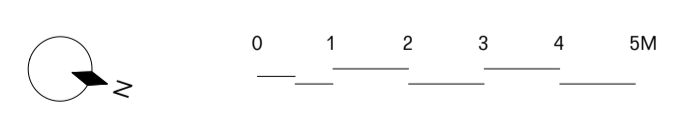
- LIGHTING TYPES**
- TYPE A
 - TYPE B
 - TYPE C
 - TYPE D
 - TYPE F
 - TYPE G
 - TYPE H
 - TYPE K

LIGHTING LEGEND

TYPE A - LINEAR LED LIGHTS	
TYPE B - LED LINEAR LIGHTS	
TYPE C - RECESSED LED STRIP	
TYPE D - RECESSED SPOT IP RATED	
TYPE E1 - STAND ALONE SELF TEST EMERGENCY LED DOWNLIGHT	
TYPE E2 - SURFACE MOUNTED IP65 LED SELF-TEST EMERGENCY BULKHEAD LUMINAIRE	
TYPE F - FEATURE CYLINDER PENDANT LIGHT	
TYPE G - TRACK LIGHTING / EXHIBITION LIGHTING	
TYPE H - LED CYLINDER PENDANT LIGHT	
TYPE K - KITCHEN LIGHT SUSPENDED LED IP RATED	
ILLUMINATED LED EMERGENCY EXIT SIGN	
EXTERNAL DOWNLIGHT	

LIGHTING CONTROL

PIR PRESENCE DETECTOR	
PIR ABSENCE DETECTOR	



01 Proposed Floor Finishes Mezzanine
1:100

General Notes

- Do not scale from this drawing. All dimensions to be checked on site by the contractor and such dimensions to be his responsibility.
- Report all drawing errors, omissions and discrepancies to the architect.
- This document may be issued in an uncontrolled CAD format to enable others to use it as background information to make alterations and/or additions. In that instance the file will be accompanied by a PDF version. It is for those making such alterations and additions to ensure that they make use of current background information. DPQ Ltd accepts no liability for any such alterations or additions to the background information or arising out of changes to background information which occur prior to alterations of additions being made.

©Dallas-Pierce-Quintero LTD

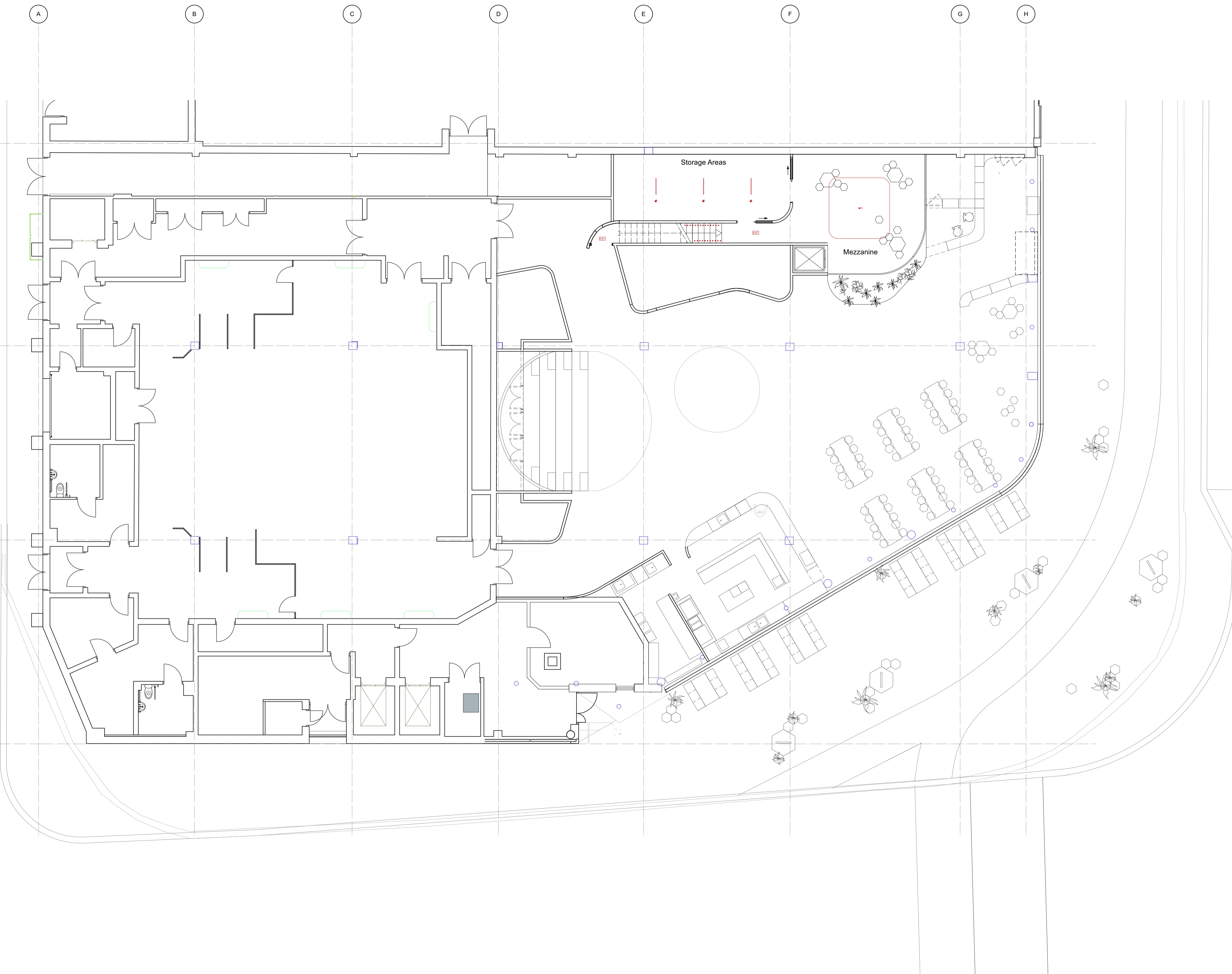
Rev.	Rev. Date	Reason For Issue	Chk	Key
100	29/01/2022			

Consultants
Structural Engineer
Building Control
Quantity Surveyor
Contractor


Key Plan

Dallas-Pierce-Quintero	
Project	Enfield Museum
38 London Rd, London	Enfield EN2 6DS
Project No.	1170
Scale @ A1	1:100
Date	29/01/22
Drawn by	CL
Number	L_4500
Status	Information
Rev	100

Dallas-Pierce-Quintero		1 Mentmore Terrace, London, E8 3PN		info@d-p-q.uk		www.d-p-q.uk	
Project	Enfield Museum	Title	Lighting Plan Ground Floor	Client	Enfield Museum		
Project No.	1170	Scale @ A1	1:100	Date	29/01/22	Drawn by	CL
Number	L_4500	Status	Information	Rev	100		

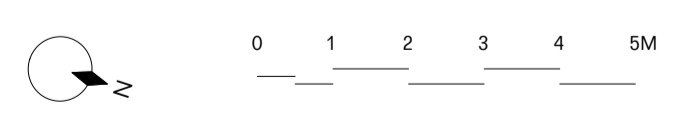


LIGHTING TYPES



LIGHTING LEGEND

TYPE A - LINEAR LED LIGHTS	—
TYPE B - LED LINEAR LIGHTS	—
TYPE C - RECESSED LED SPOT	●
TYPE D - RECESSED SPOT IP RATED	●
TYPE E1 - STAND ALONE SELF TEST EMERGENCY LED DOWNLIGHT	■
TYPE E2 - SURFACE MOUNTED PIS LED SELF TEST EMERGENCY BULKHEAD LUMINAIRE	■
TYPE F - FEATURE CYLINDER PENDANT LIGHT	○
TYPE G - TRACK LIGHTING / EXHIBITION LIGHTING	—
TYPE H - LED CYLINDER PENDANT LIGHT	○
TYPE K - KITCHEN LIGHT SUSPENDED LED IP RATED	○
EXTERNAL UPLIGHT	○
EXTERNAL DOWNLIGHT	○
ILLUMINATED LED EMERGENCY EXIT SIGN	■
LIGHTING CONTROL	—
PIR PRESENCE DETECTOR	●
PIR ABSENCE DETECTOR	●



01 Proposed Floor Finishes Mezzanine
1:100

General Notes
 1. Do not scale from this drawing. All dimensions to be checked on site by the contractor and such dimensions to be his responsibility.
 2. Report all drawing errors, omissions and discrepancies to the architect.
 3. This document may be issued in an uncontrolled CAD format to enable others to use it as background information to make alterations and/or additions. In that instance the file will be accompanied by a PDF version. It is for those making such alterations and additions to ensure that they make use of current background information. DPQ Ltd accepts no liability for any such alterations or additions to the background information or arising out of changes to background information which occur prior to alterations or additions being made.
 ©Dallas-Pierce-Quintero LTD

Rev.	Rev. Date	Reason For Issue	Chk	Key
100	29/01/2022			

Consultants	Key Plan
Structural Engineer	
Building Control	
Quantity Surveyor	
Contractor	

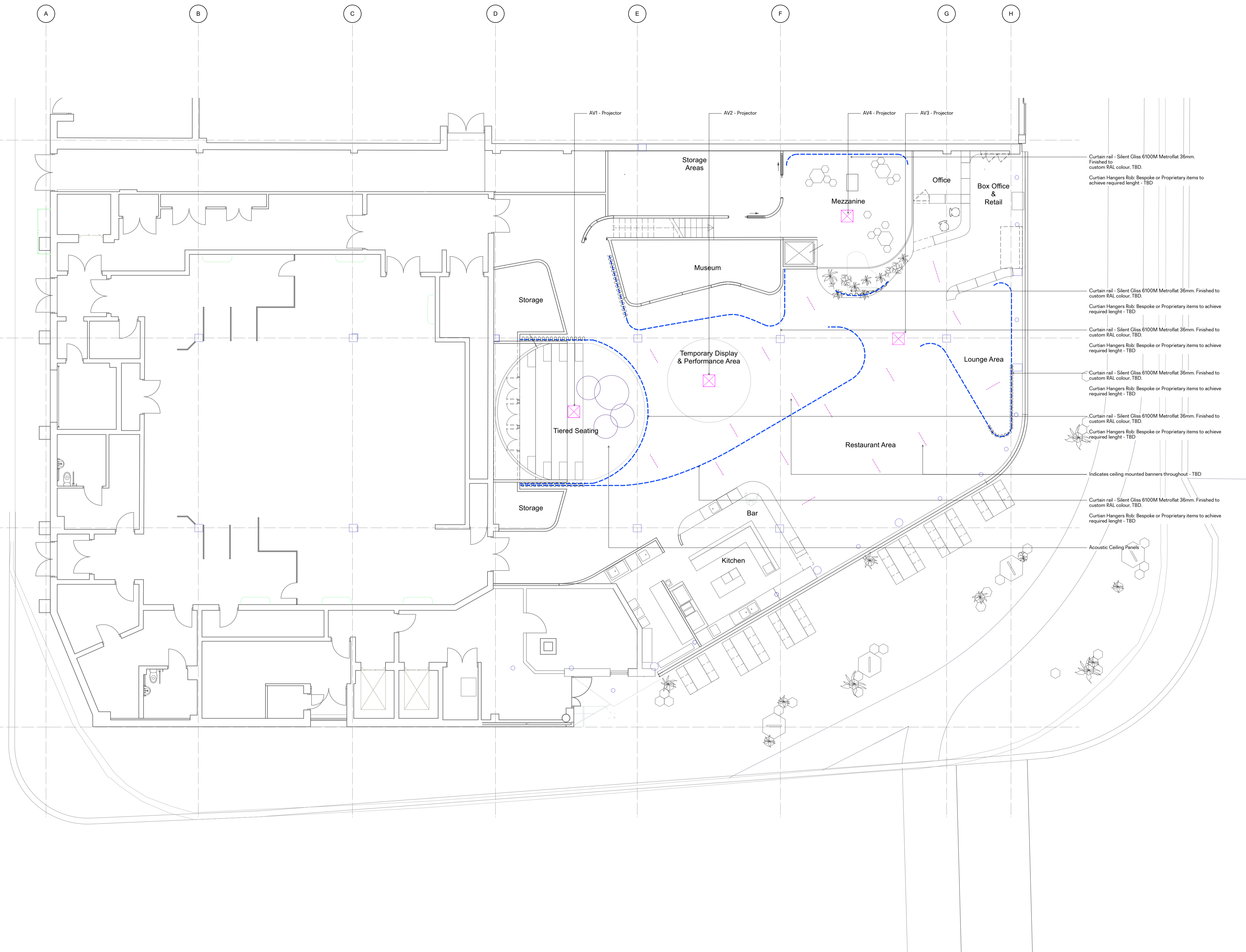
Dallas-Pierce-Quintero
 1 Mentmore Terrace, London, E8 3PN
 +44 20 8088 1880
 info@d-p-q.uk www.d-p-q.uk

Project
Enfield Museum
 38 London Rd, London
 Enfield EN2 6DS


Title
Lighting Plan Mezzanine

Client
Enfield Museum

Project No. 1170	Scale @ A1 1:100	Date 29/01/22	Drawn by CL	Number L_4501	Status Information	Rev 100
---------------------	---------------------	------------------	----------------	------------------	-----------------------	------------



CURTAIN AND TRACK TYPES



Curtain Rail

Hanging Rod

Curtains

Note: Curtains Types A & B - TBD
Fabrics by Creation Bauman

- Curtain rail - Silent Gliss 6100M Metroflat 36mm. Finished to custom RAL colour, TBD.
Curtain Hangers Rob: Bespoke or Proprietary items to achieve required length - TBD
- Curtain rail - Silent Gliss 6100M Metroflat 36mm. Finished to custom RAL colour, TBD.
Curtain Hangers Rob: Bespoke or Proprietary items to achieve required length - TBD
- Curtain rail - Silent Gliss 6100M Metroflat 36mm. Finished to custom RAL colour, TBD.
Curtain Hangers Rob: Bespoke or Proprietary items to achieve required length - TBD
- Curtain rail - Silent Gliss 6100M Metroflat 36mm. Finished to custom RAL colour, TBD.
Curtain Hangers Rob: Bespoke or Proprietary items to achieve required length - TBD
- Curtain rail - Silent Gliss 6100M Metroflat 36mm. Finished to custom RAL colour, TBD.
Curtain Hangers Rob: Bespoke or Proprietary items to achieve required length - TBD

Indicates ceiling mounted banners throughout - TBD

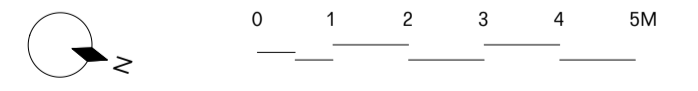
Curtain rail - Silent Gliss 6100M Metroflat 36mm. Finished to custom RAL colour, TBD.
Curtain Hangers Rob: Bespoke or Proprietary items to achieve required length - TBD

Acoustic Ceiling Panels

GB.01
Graphic Banners: Allow for high level banners proprietary fixing and mounting rods.
AV / Interactivities: Allow for AV Hardware and Projector

CP.01
Ceiling Panels: Allow for Acoustic Panels

01 Proposed Curtain Track and Curtains
1:100



General Notes
1. Do not scale from this drawing. All dimensions to be checked on site by the contractor and such dimensions to be his responsibility.
2. Report all drawing errors, omissions and discrepancies to the architect.
3. This document may be issued in an uncontrolled CAD format to enable others to use it as background information to make alterations and/or additions. In that instance the file will be accompanied by a PDF version. It is for those making such alterations and additions to ensure that they make use of current background information. DPQ Ltd accepts no liability for any such alterations or additions to the background information or arising out of changes to background information which occur prior to alterations of additions being made.
©Dallas-Pierce-Quintero LTD

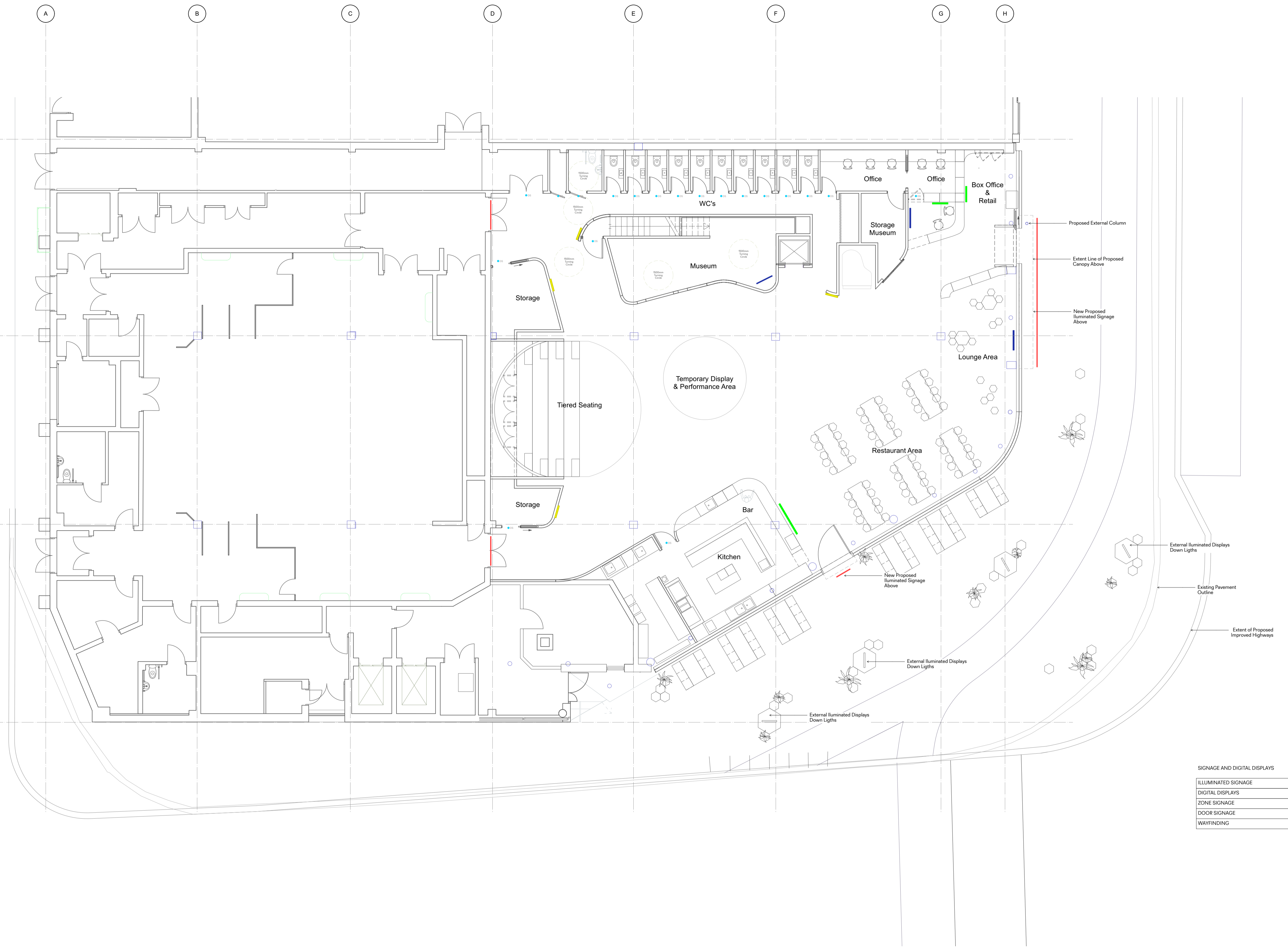
Rev.	Rev. Date	Reason For Issue	Chk	Key
100	04/02/2022	QS Issue Draft		

Consultants
Structural Engineer
Building Control
Quantity Surveyor
Contractor

Key Plan

Project No.	Scale @ A1	Date	Drawn by	Number	Status	Rev
1170	1:100	29/01/22	CL	L_4502	Information	100

Dallas-Pierce-Quintero 1 Mentmore Terrace, London, E8 3PN +44 20 8088 1880 info@d-p-q.uk www.d-p-q.uk		Project Enfield Museum 39 London Rd, London Enfield EN2 6DS	Title Proposed RCP Signage, Curtains and AV	Client Enfield Museum
---	--	---	--	---------------------------------



SIGNAGE AND DIGITAL DISPLAYS

ILLUMINATED SIGNAGE	Red line
DIGITAL DISPLAYS	Blue line
ZONE SIGNAGE	Green line
DOOR SIGNAGE	Blue dot with 'DS'
WAYFINDING	Yellow line

01 Proposed Floor Finishes Mezzanine
1:100

General Notes

1. Do not scale from this drawing. All dimensions to be checked on site by the contractor and such dimensions to be his responsibility.
2. Report all drawing errors, omissions and discrepancies to the architect.
3. This document may be issued in an uncontrolled CAD format to enable others to use it as background information to make alterations and/or additions. In that instance the file will be accompanied by a PDF version. It is for those making such alterations and additions to ensure that they make use of current background information. DPQ Ltd accepts no liability for any such alterations or additions to the background information or arising out of changes to background information which occur prior to alterations of additions being made.

©Dallas-Pierce-Quintero LTD

Rev.	Rev. Date	Reason For Issue	Chk	Key
100	29/01/2022			

Consultants	Key Plan
Structural Engineer	
Building Control	
Quantity Surveyor	
Contractor	

Dallas-Pierce-Quintero

1 Mentmore Terrace, London, E8 3PN
+44 20 8088 1880

Project No. 1170

Scale @ A1 1:100

Date 29/01/22

Drawn by CL

Number L_4600

Status Information

Rev 100

Enfield Museum

38 London Rd, London
Enfield EN2 6DS

Signage and Display Layout

Client: Enfield Museum

Project No. 1170

Scale @ A1 1:100

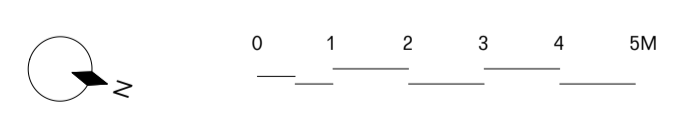
Date 29/01/22

Drawn by CL

Number L_4600

Status Information

Rev 100



Dallas–Pierce–Quintero

The Fisheries
1 Mentmore Terrace
London E8 3PN

Contact: Juliet Quintero
Juliet@d-p-q.uk
0208 0881880

Thank you